

FY 2015 PHYSICAL PLAN

BED No. 2

Department : Department of Budget and Management  
 Agency : Office of the Secretary (OSEC)  
 Operating Unit :  
 Organization Code (UACS) :

| Particulars  | UACS CODE | Current Year's Accomplishments |                          |         | Physical Targets (2015) |             |             |             | Variance | Remarks  |   |
|--|-----------|--------------------------------|--------------------------|---------|-------------------------|-------------|-------------|-------------|----------|----------|---|
|  |           | Actual Jan. 1- Sept. 30        | Estimate Oct. 1- Dec. 31 | TOTAL   | TOTAL                   | 1st Quarter | 2nd Quarter | 3rd Quarter |          |          | 4th Quarter   |
| [1]  | [2]       | [3]                            | [4]                      | [5=3+4] | [6=7+8+9+10]            | [7]         | [8]         | [9]         | [10]     | [11=6-5] | [12]  |
| <b>Part A</b>  |           |                                |                          |         |                         |             |             |             |          |          |   |
| <b>I. OPERATIONS</b>   |           |                                |                          |         |                         |             |             |             |          |          |   |
| MFO 1 - BUDGET POLICY ADVISORY SERVICES 300000000  |           |                                |                          |         |                         |             |             |             |          |          |   |
| MFO 1 - BUDGET POLICY ADVISORY SERVICES 301000000  |           |                                |                          |         |                         |             |             |             |          |          |   |
| Number of Policy advisories submitted  |           | 10                             | 3                        | 13      | 7                       | 1           | 1           | 3           | 2        | (6)      |   |
| Percentage of policy advisories rated by client as satisfactory or better  |           | 100%                           | -                        | 100%    | 80%                     | 80%         | 80%         | 80%         | 80%      | -20%     |   |
| Percentage of policy advisories that are provided at least 24 hours before the deadline  |           | 98%                            | -                        | 98%     | 80%                     | 80%         | 80%         | 80%         | 80%      | -18%     |   |
| MFO 2 - BUDGET MANAGEMENT SERVICES 302000000   |           |                                |                          |         |                         |             |             |             |          |          |   |
| Budget Preparation   |           |                                |                          |         |                         |             |             |             |          |          |   |
| Number of budget documents submitted   |           | 6                              |                          |         | 7                       | 0           | 0           | 7           | 0        | 7        |   |
| Percentage of agencies whose budgets are amended by Congress during budget legislation   |           | -                              |                          |         |                         |             |             |             |          | 0%       |   |
| Number of days submitted to the President prior to his submission to Congress  |           | 5                              | -                        | 5       | 2                       | -           | -           | 2           | -        | (3)      | The indicated 2015 target is consistent with the targets presented in 2015 NEP.   |
| Directives   |           |                                |                          |         |                         |             |             |             |          |          |   |
| Number of directives and guidelines issued   |           | 32                             | 5                        | 37      | 16                      | 2           | 4           | 6           | 4        | (21)     | BTS has an increased number of issuance/accomplishments in 2014 vis-a-vis the 2015 targets is due to the policies issued arising from reforms implemented in 2014 which may no longer be as many in 2015. Second, BMB-F targets the same number of directives a |
| Average percentage of stakeholders who rate the clarity of directives and guidelines as satisfactory or better                   |           | 100%                           | 85%                      | 90%     | 85%                     | 85%         | 85%         | 85%         | 85%      | -5%      |   |
| Percentage of agencies which consider the average lead time between issuance and compliance as sufficient or better              |           | 100%                           | 85%                      | 90%     | 80%                     | 80%         | 80%         | 80%         | 80%      | -10%     |   |
| Budget Execution   |           |                                |                          |         |                         |             |             |             |          |          |   |
| Percentage of request for budget variation or authorization acted upon   |           | -                              |                          |         |                         |             |             |             |          | -86%     |   |
| Variance of actual obligations to budget program   |           | -                              |                          |         |                         |             |             |             |          | 0%       |   |
| Percentage of request for budget variation or authorization acted upon within 15 working days upon receipt of complete documents |           | -                              |                          |         |                         |             |             |             |          | 0%       |   |
| For GOCCs Execution  |           |                                |                          |         |                         |             |             |             |          |          |   |
| Number of GOCC corporate operating budget reviewed   |           | 57                             | 14                       | 71      | 72                      | 3           | 10          | 30          | 29       | 1        | Refers to the number of principal COBs that were reviewed Excludes supplemental COBs  |
| Percentage of GOCC corporate operating budget reviewed rated satisfactory or better  |           | 100%                           | -                        | 100%    | 72%                     | 3%          | 10%         | 30%         | 29%      | -28%     | Assumes that 30% of GOCCs with approved COB will request reconsideration  |
| Percentage of GOCC corporate operating budget reviews completed within 15 working days of receipt of complete documents          |           | 80%                            | 19%                      | 99%     | 100%                    | 4%          | 14%         | 42%         | 40%      | 1%       | Number of submissions per quarter over total number of submissions  |

FY 2015 PHYSICAL PLAN

BED No. 2

Department : Department of Budget and Management  
 Agency : Office of the Secretary (OSEC)  
 Operating Unit :  
 Organization Code (UACS) :

| Particulars   | UACS CODE | Current Year's Accomplishments |                          |         | Physical Targets (2015) |             |             |             |             | Variance | Remarks  |
|---|-----------|--------------------------------|--------------------------|---------|-------------------------|-------------|-------------|-------------|-------------|----------|--|
|   |           | Actual Jan. 1- Sept. 30        | Estimate Oct. 1- Dec. 31 | TOTAL   | TOTAL                   | 1st Quarter | 2nd Quarter | 3rd Quarter | 4th Quarter |          |  |
| [1]   | [2]       | [3]                            | [4]                      | [5=3+4] | [6=7+8+9+10]            | [7]         | [8]         | [9]         | [10]        | [11=6-5] | [12]   |
| For LGUs  |           |                                |                          |         |                         |             |             |             |             |          |  |
| Number of LGU budgets reviewed  |           | 244                            | 22                       | 266     | 241                     | 78          | 81          | 51          | 31          | (25)     | RO V represented that 2 SBs were inadvertently included in the target hence submitted only 7 for ABs only. However, since the target per NEP is 9 we have included in the 4th quarter 2 SBs. |
| Percentage of LGUs annual budgets reviewed rated satisfactory or better   |           | -                              | 100%                     | 100%    | 95%                     | 95%         | 95%         | 95%         | 95%         | -5%      |  |
| Percentage of LGUs budget submitted with complete documentation reviewed within 75 days                             |           | 87%                            | 99%                      | 99.69%  | 95%                     | 95%         | 95%         | 95%         | 95%         | -4.69%   |  |
| MFO 3 - ORGANIZATIONAL PRODUCTIVITY ENHANCEMENT SERVICES  |           | 303000000                      |                          |         |                         |             |             |             |             |          |  |
| Percentage of agencies reviewed which rate the quality of review as satisfactory or better                          |           | 98.46%                         | 80%                      | 89.23%  | 60%                     | 60%         | 60%         | 60%         | 60%         | -29.23%  |  |
| Percentage of reviews completed within 60 days  |           | 86.50%                         | 75.00%                   | 80.75%  | 60%                     | 60%         | 60%         | 60%         | 60%         | -20.75%  |  |
| Directives and Policies   |           |                                |                          |         |                         |             |             |             |             |          |  |
| Number of policy guidelines and directives issued   |           | 9                              | 6                        | 15      | 15                      | 3           | 3           | 3           | 6           | 0        |  |
| Average percentage of stakeholders who rate the clarity of directives and guidelines as satisfactory or better      |           | 87.67%                         | 60%                      | 73.84%  | 60%                     | 60%         | 60%         | 60%         | 60%         | -13.84%  |  |
| Percentage of agencies which consider the average lead time between issuance and compliance as sufficient or better |           | 86.67%                         | 60%                      | 73.34%  | 60%                     | 60%         | 60%         | 60%         | 60%         | -13.34%  |  |
| MFO 4 - PERFORMANCE REVIEW AND EVALUATION SERVICES  |           | 304000000                      |                          |         |                         |             |             |             |             |          |  |
| Number of agencies' performance reviewed and evaluated  |           | -                              |                          |         |                         |             |             |             |             | 0        |  |
| Percentage change in the average utilization rate of agencies   |           | -                              |                          |         |                         |             |             |             |             | 0%       |  |
| Percentage of agencies reviewed and evaluated in the prescribed period  |           | -                              |                          |         |                         |             |             |             |             | 0%       |  |

FY 2015 PHYSICAL PLAN

BED No. 2

Department : Department of Budget and Management  
 Agency : Office of the Secretary (OSEC)  
 Operating Unit :  
 Organization Code (UACS) :


| Particulars  | UACS CODE | Current Year's Accomplishments |                          |         | Physical Targets (2015) |             |             |             | Variance | Remarks  |  |
|--|-----------|--------------------------------|--------------------------|---------|-------------------------|-------------|-------------|-------------|----------|----------|--|
|  |           | Actual Jan. 1- Sept. 30        | Estimate Oct. 1- Dec. 31 | TOTAL   | TOTAL                   | 1st Quarter | 2nd Quarter | 3rd Quarter |          |          | 4th Quarter  |
| [1]  | [2]       | [3]                            | [4]                      | [5=3+4] | [6=7+8+9+10]            | [7]         | [8]         | [9]         | [10]     | [11=6-5] | [12]   |
| <b>Part B</b>  |           |                                |                          |         |                         |             |             |             |          |          |  |
| <b>Major Programs/Projects</b>   |           |                                |                          |         |                         |             |             |             |          |          |  |
|  | 400000000 |                                |                          |         |                         |             |             |             |          |          |  |
| KRA No. 1 - Anti-Corruption, Transparent, Accountable and Participatory Governance   |           |                                |                          |         |                         |             |             |             |          |          |  |
| Program Budgeting:   |           |                                |                          |         |                         |             |             |             |          |          |  |
| Performance-Based Incentive System   |           |                                | 98.56%                   | 98.56%  | 100.00%                 |             |             | 100.00%     |          |          | Source data for PBIS is IATF on AO 25  |
| Electronic Transactions/ Better than Cash Alliance (BTCA)                            |           |                                |                          |         |                         |             |             |             |          | 0        | Upon coordination, the Office of the Information Officer stated that they shall update the BTCA project for the coming FY 2015   |
| <b>Other Major Programs and Projects</b>   |           |                                |                          |         |                         |             |             |             |          |          |  |
| A. Budget Improvement Project  | 410060001 |                                |                          |         |                         |             |             |             |          | 0        |  |
| Network and Software Maintenance and Development Partners                            |           |                                |                          |         |                         |             |             |             |          | 0.00%    |  |
| Maintenance of DBM Production Servers  |           |                                |                          |         |                         |             |             |             |          |          |  |
| E-Mail Communication Service (formerly e-mail and DBM Intranet Portal (Google Apps)) |           |                                |                          |         |                         |             |             |             |          |          |  |
| Software Updates Subscription and Database Support                                   |           |                                |                          |         |                         |             |             |             |          |          |  |
| PhilGEPS-GIFMIS System Integration   |           |                                |                          |         | 100.00%                 | 100.00%     |             |             | 100.00%  |          | The hiring of a Service Provider for the conduct of the Security and Performance/Load Test for the modernized PhilGEPS is dependent on the implementation of the modernized PhilGEPS. Assumes that there will be no delays in the delivery of the deliverables a |
| Enterprise Linux Premium Subscription and On-line Support                            |           |                                |                          |         |                         |             |             |             |          |          |  |
| Comprehensive Network Management Tool (Axence nVision)                               |           |                                |                          |         |                         |             |             |             |          |          |  |
| Telecommunication Services   |           |                                |                          |         |                         |             |             |             |          |          |  |
| DBM Data Center Support Services   |           |                                |                          |         |                         |             |             |             |          |          |  |
| Cloud Infrastructure as a Service  |           |                                |                          |         |                         |             |             |             |          |          |  |
| Budget Process, Transparency, Efficiency, and ICT Systems Improvements               |           |                                |                          |         | 3                       | 1           |             | 1           | 1        |          | MITHI to conduct 3 capacity building activities for agencies starting 2015   |
| Study on Organizational and Staffing Flexibility Development                         |           |                                |                          |         |                         |             |             |             |          |          |  |
| Capacity Building of DBM Public Sector Internal Audit                                |           |                                |                          |         |                         |             |             |             |          |          |  |
| Establishing the DBM Public Financial Management Apprenticeship Program              |           |                                |                          |         |                         |             |             |             |          |          |  |
| DBM Network Refresh  |           |                                |                          |         |                         |             |             |             |          |          |  |
| Video Conferencing facility  |           |                                |                          |         |                         |             |             |             |          |          |  |
| Integrated Network Monitoring Tool   |           |                                |                          |         |                         |             |             |             |          |          |  |

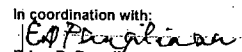
FY 2015 PHYSICAL PLAN



BED No. 2

Department : Department of Budget and Management  
 Agency : Office of the Secretary (OSEC)  
 Operating Unit :  
 Organization Code (UACS) :

| Particulars  | UACS CODE | Current Year's Accomplishments |                        |         | Physical Targets (2015) |             |             |             |             | Variance | Remarks   |
|--|-----------|--------------------------------|------------------------|---------|-------------------------|-------------|-------------|-------------|-------------|----------|---|
|  |           | Actual Jan. 1- Sept. 30        | Estimate Oct.1- Dec.31 | TOTAL   | TOTAL                   | 1st Quarter | 2nd Quarter | 3rd Quarter | 4th Quarter |          |   |
| [1]  | [2]       | [3]                            | [4]                    | [5=3+4] | [6=7+8+9+10]            | [7]         | [8]         | [9]         | [10]        | [11=6-5] | [12]  |
| Quality Management System Certification (ISO 9001:2008)                    |           |                                |                        |         |                         |             |             |             |             |          | For FY 2015, a surveillance audit of the DBM ISO 9001:2008 QMS, which is part of the certification to be obtained by the Department before the years endsm will be conducted. However, the activities relative to said auidt have yet to be determined and fina |
| Establishing the QMS<br>Approved QMS Structure                             |           | 100%                           | -                      | 100%    |                         |             |             |             |             |          |   |
| Documenting the QMS<br>Approved Quality Manual                             |           | -                              | 100%                   | 100%    |                         |             |             |             |             |          |   |
| QMS Gap Assessment and Readiness Review<br>No. of participants trained     |           | 22                             | -                      | 22      |                         |             |             |             |             |          |   |
| Implementing the QMS<br>Gap assessment report and recommendations prepared |           | -                              | 80%                    | 80%     |                         |             |             |             |             |          |   |
| Government Quality Management Program (GQMP)                               |           |                                |                        |         |                         |             |             |             |             |          | The proposed targets for FY 2015 have yet to be approved by the Government Quality Management Committee. These will be presented and discussed during the Committee's meeting in December 2014.   |
| Preparation of 250 Class Specifications Project                            |           |                                |                        |         |                         |             |             |             |             |          |   |
| Survey in Compensation in the Public Service                               |           |                                |                        |         |                         |             |             |             |             |          | Milestone- Results of the Survey by the 2nd quarter of 2015   |
| B. Philippine Government Electronic Procurement Systems - PhilGEPS         | 410060002 |                                | 100.00%                | 100.00% | 100.00%                 | 100.00%     | 100.00%     | 100.00%     | 100.00%     |          | The Physical Targets Indicated is consistent with the PhilGEPS Modernization Project Schedule which includes the Delivery of Phases and Monthly Payment for Maintenance and Operation. Assumes that there will be no delays in the delivery of the deliverable  |
| C. Public Financial Management Program                                     | 410060003 |                                |                        |         |                         |             |             |             |             |          |   |

Prepared by:   
 A. P. GOROSPE  
 Planning Services Head / Planning Officer  
 Date: 11/28/14

In coordination with:  
  
 E. D. Pangilinan  
 Financial Services Head/ Budget officer  
 Date:

Approved by:   
 Florencio B. Abad  
 Agency Head/ Department Secretary  
 Date: 



| Particulars                                 | UACS CODE | Total Programs | Tax Rem Advice (TRA) | Net Program | Full Year Requirement |        |        |           |           |        |         |             |           |        |         |             |           |        |        |             |           |  |
|---|-----------|----------------|----------------------|-------------|-----------------------|--------|--------|-----------|-----------|--------|---------|-------------|-----------|--------|---------|-------------|-----------|--------|--------|-------------|-----------|--|
|   |           |                |                      |             | Quarter 1             |        |        |           | Quarter 2 |        |         |             | Quarter 3 |        |         |             | Quarter 4 |        |        |             | Full Year |  |
|   |           |                |                      |             | Jan                   | Feb    | March  | Sub Total | April     | May    | June    | Sub Total   | July      | Aug    | Sep     | Sub Total   | Oct       | Nov    | Dec    | Sub Total   | Total     |  |
| 1   | 2         | 3              | 4                    | 5           | 6                     | 7      | 8      | 9=6+7+8   | 10        | 11     | 12      | 13=10+11+12 | 14        | 15     | 16      | 17=14+15+16 | 18        | 19     | 20     | 21=18+19+20 | 22        |  |
| (Programs and Locally Funded projects)      |           |                |                      |             |                       |        |        |           |           |        |         |             |           |        |         |             |           |        |        |             |           |  |
| PS  |           |                |                      |             |                       |        |        |           |           |        |         |             |           |        |         |             |           |        |        |             |           |  |
| MOOE  |           |                |                      |             |                       |        |        |           |           |        |         |             |           |        |         |             |           |        |        |             |           |  |
| FinEx                                       |           |                |                      |             |                       |        |        |           |           |        |         |             |           |        |         |             |           |        |        |             |           |  |
| CO  |           |                |                      |             |                       |        |        |           |           |        |         |             |           |        |         |             |           |        |        |             |           |  |
| GOP Counter Part                            |           |                |                      |             |                       |        |        |           |           |        |         |             |           |        |         |             |           |        |        |             |           |  |
| PS  |           |                |                      |             |                       |        |        |           |           |        |         |             |           |        |         |             |           |        |        |             |           |  |
| MOOE  |           |                |                      |             |                       |        |        |           |           |        |         |             |           |        |         |             |           |        |        |             |           |  |
| FinEx                                       |           |                |                      |             |                       |        |        |           |           |        |         |             |           |        |         |             |           |        |        |             |           |  |
| CO  |           |                |                      |             |                       |        |        |           |           |        |         |             |           |        |         |             |           |        |        |             |           |  |
| Loan Proceeds                               |           |                |                      |             |                       |        |        |           |           |        |         |             |           |        |         |             |           |        |        |             |           |  |
| PS  |           |                |                      |             |                       |        |        |           |           |        |         |             |           |        |         |             |           |        |        |             |           |  |
| MOOE  |           |                |                      |             |                       |        |        |           |           |        |         |             |           |        |         |             |           |        |        |             |           |  |
| FinEx                                       |           |                |                      |             |                       |        |        |           |           |        |         |             |           |        |         |             |           |        |        |             |           |  |
| CO  |           |                |                      |             |                       |        |        |           |           |        |         |             |           |        |         |             |           |        |        |             |           |  |
| Automatic Appropriation                     |           |                |                      |             |                       |        |        |           |           |        |         |             |           |        |         |             |           |        |        |             |           |  |
| RLIP (PS)                                   |           | 20,473         |                      | 20,473      | 1,706                 | 1,706  | 1,706  | 5,118     | 1,706     | 1,706  | 1,706   | 5,118       | 1,706     | 1,706  | 1,706   | 5,118       | 1,706     | 1,706  | 1,707  | 5,119       | 20,473    |  |
| Special Account in the General Fund         |           |                |                      |             |                       |        |        |           |           |        |         |             |           |        |         |             |           |        |        |             |           |  |
| PS  |           |                |                      |             |                       |        |        |           |           |        |         |             |           |        |         |             |           |        |        |             |           |  |
| MOOE  |           |                |                      |             |                       |        |        |           |           |        |         |             |           |        |         |             |           |        |        |             |           |  |
| FinEx                                       |           |                |                      |             |                       |        |        |           |           |        |         |             |           |        |         |             |           |        |        |             |           |  |
| CO  |           |                |                      |             |                       |        |        |           |           |        |         |             |           |        |         |             |           |        |        |             |           |  |
| Special Purpose Fund (Agency specific only) |           |                |                      |             |                       |        |        |           |           |        |         |             |           |        |         |             |           |        |        |             |           |  |
| PS  |           | 3,590          |                      | 3,590       | 284                   |        |        | 284       |           |        |         |             |           |        | 2,865   | 2,865       | 441       |        |        | 441         | 3,590     |  |
| MOOE  |           |                |                      |             |                       |        |        |           |           |        |         |             |           |        |         |             |           |        |        |             |           |  |
| CO  |           |                |                      |             |                       |        |        |           |           |        |         |             |           |        |         |             |           |        |        |             |           |  |
| Total Program, FY Budget                    |           |                |                      |             |                       |        |        |           |           |        |         |             |           |        |         |             |           |        |        |             |           |  |
| PS  |           | 291,505        | 21,192               | 270,313     | 21,010                | 20,726 | 21,547 | 63,283    | 22,782    | 28,294 | 20,725  | 71,801      | 20,726    | 20,726 | 23,590  | 65,042      | 21,167    | 28,294 | 20,726 | 70,187      | 270,313   |  |
| MOOE  |           | 797,544        | 34,390               | 763,154     | 32,315                | 26,849 | 42,507 | 101,671   | 37,187    | 37,910 | 101,275 | 176,372     | 32,527    | 17,198 | 123,255 | 172,980     | 73,957    | 35,215 | 93,259 | 202,431     | 653,454   |  |
| FinEx                                       |           | 20             |                      | 20          | 2                     | 5      |        | 7         |           | 3      |         | 3           | 5         |        | 5       |             | 5         |        | 5      | 5           | 20        |  |
| CO  |           | 37,286         | 1,864                | 35,422      | 2,951                 | 2,951  | 2,951  | 8,853     | 2,951     | 2,951  | 2,951   | 8,853       | 2,951     | 2,951  | 2,951   | 8,853       | 2,951     | 2,951  | 2,961  | 8,863       | 35,422    |  |



| Particulars                                     | UACS CODE | Current Year's Obligation |                          |           | Budget Year Obligation Program |                       |    |       |     |                 |                                  |    |    |    |                        |
|---|-----------|---------------------------|--------------------------|-----------|--------------------------------|-----------------------|----|-------|-----|-----------------|----------------------------------|----|----|----|------------------------|
|   |           | Actual<br>Jan.1-Sept.30   | Estimate<br>Oct.1-Dec.31 | Total     | Total                          | COMPREHENSIVE RELEASE |    |       |     |                 | FOR LATER RELEASE(Negative List) |    |    |    |                        |
|   |           |                           |                          |           |                                | Q1                    | Q2 | Q3    | Q4  | Sub<br>Total    | Q1                               | Q2 | Q3 | Q4 | Sub<br>Total           |
| 1   | 2         | 3                         | 4                        | 5=<br>3+4 | 6=<br>11+16                    | 7                     | 8  | 9     | 10  | 11=<br>7+8+9+10 | 12                               | 13 | 14 | 15 | 16=<br>12+13+<br>14+15 |
| and terminal leave benefits                     | 602000000 | 3,860                     | 666                      | 4,526     | 3,590                          | 284                   |    | 2,865 | 441 | 3,590           |                                  |    |    |    |                        |
| PS  |           | 3,860                     | 666                      | 4,526     | 3,590                          | 284                   |    | 2,865 | 441 | 3,590           |                                  |    |    |    |                        |
| For payment of monetization<br>of leave credits | 604000000 | 6,221                     | 4,213                    | 10,434    |                                |                       |    |       |     |                 |                                  |    |    |    |                        |
| PS  |           | 6,221                     | 4,213                    | 10,434    |                                |                       |    |       |     |                 |                                  |    |    |    |                        |
| Part B  |           |                           |                          |           |                                |                       |    |       |     |                 |                                  |    |    |    |                        |

Prepared By: Ed Pangilinan  
EDEN D. PANGILINAN  
 Financial Services Head / Budget Officer  
 Date:

In coordination with: Vilma P. Gorospe  
VILMA P. GOROSPE  
 Planning Services Head / Planning Officer  
 Date:

Approved By: Florencio B. Abad  
FLORENCIO B. ABAD  
 Agency Head / Department Secretary  
 Date: