


CONSOLIDATED QUARTERLY REPORT OF REVENUE AND OTHER RECEIPTS
For the Quarter Ending March 31, 2015

FAR No. 5

Department: Department of Budget & Management
Agency: Central Office and Regional Offices
Operating Unit:
Organization Code (UACS) : 060010100000

CLASSIFICATION / SOURCES OF REVENUE AND OTHER RECEIPTS	UACS CODE	REVENUE TARGET (Annual)	Actual Income Collections for the quarter					CUMULATIVE REMITTANCE / DEPOSITS TO DATE			VARIANCE		REMARKS	
			1st Quarter	2nd Quarter	3rd Quarter	4th Quarter	Total	Remittance to BTr	Deposited with AGDB	Total	Amount	%		
1	2	3	4	5	6	7	8=(4+5+6+7)	9	10	11	12	13	14	
A. General Fund (formerly Fund 101)														
- Tax														
- Non-Tax														
Interest Income	40202210	0.00	1,907.17	0.00	0.00	0.00	1,907.17	0.00	1,907.17	1,907.17	1,907.17	-	From Payroll Fund Acct & Working Fund for Institutionalizing Zero-Based Budget/Program Evaluation Project	
Fines and Penalties-Service Income	40202230	0.00	139,315.55	0.00	0.00	0.00	139,315.55	0.00	0.00	0.00	139,315.55	-	Liquidated Damages	
B. Specific Account in the General Fund (formerly Fund 105,183,401,151-159)														
- Tax														
- Non-Tax														
C. Off-Budget Accounts (formerly Fund 161 to 164, etc.)														
D. Custodial Funds (formerly Fund 101-184, 187)														
Other Gains	40501990	0.00	64,500.00	0.00	0.00	0.00	64,500.00	0.00	64,500.00	64,500.00	64,500.00	-	Bid Documents	
TOTAL			205,722.72	0.00	0.00	0.00	205,722.72	0.00	66,407.17	66,407.17	205,722.72	0.00		

Certified Correct:


ESPERANZA Q. IGNACIO
Chief Accountant
Date:

Approved By:


CLARE CATTLEYA G. AMADOR
Undersecretary
Date:

CONSOLIDATED MONTHLY REPORT OF DISBURSEMENTS
For the Month of March 2015

Department: Department of Budget and Management
 Agency:
 Operating Unit:
 Org. Code (UACS): 06001
 Funding Source Code (As Clustered 01- Regular Agency Fund)


PARTICULARS	CURRENT YEAR BUDGET					PRIOR YEAR'S BUDGET										SUB-TOTAL	TRUST LIABILITIES				GRAND TOTAL					Remarks										
	PS	MOOE	Fin. Exp	CO	TOTAL	PRIOR YEAR'S ACCOUNTS PAYABLE					CURRENT YEAR'S ACCOUNTS PAYABLE						TOTAL	PS	MOOE	CO	TOTAL	PS	MOOE	Fin. Exp	CO		TOTAL									
						PS	MOOE	Fin. Exp	CO	Sub-Total	PS	MOOE	Fin. Exp	CO	Sub-Total																					
Notice of Cash Allocation (NCA)																																				
MDS Checks Issued	6,714,516.31	8,823,410.88	-	96,914.30	15,634,841.49	1,204,732.97	23,457,667.28	-	526,152.64	25,188,552.89	-	2,011,022.84	-	310,457.25	2,321,480.09	27,510,032.98	43,144,874.47																			
Advice to Debit Account	18,054,818.35	8,342,309.10	-	61,631.25	26,458,758.70	417,630.65	18,543,256.87	-	171,776.78	19,132,664.30	-	4,093,178.64	-	-	4,093,178.64	23,225,842.94	49,684,501.64					952,131.31				952,131.31	8,871,380.59	34,292,101.00	-	933,524.19	44,097,005.78					
Working Fund (NCA Issued to BTR)																																				
Tax Remittance Advices Issued (TRA)	4,954,724.07	464,479.05	-	3,760.71	5,422,963.83	274,306.54	1,068,864.54	-	1,620.54	1,344,791.62	-	399,143.87	-	17,573.05	416,716.92	1,761,508.54	7,184,472.37										5,229,030.61	1,932,487.46	-	22,954.30	7,184,472.37					
Cash Disbursement Ceiling (CDC)																																				
Non-Cash Availment Authority (NCAA)																																				
Others (CDT, BTR Docs Stamp, etc.)																																				
Total	29,724,058.73	17,630,199.03	-	162,306.26	47,516,564.02	1,896,670.15	43,069,788.69	-	699,549.96	45,666,008.81	-	6,503,345.35	-	328,030.30	6,831,375.65	52,497,384.46	100,013,948.48					13,201,234.21				13,201,234.21	44,821,963.10	67,203,333.07	-	1,189,886.52	113,215,182.69					


SUMMARY:

	Previous Report (February)	This month (March)	As of Date
Total Disbursement Authorities Received			
NCA	149,475,260.00	113,902,409.00	263,377,669.00
Working Fund			
TRA	12,155,074.90	7,184,472.37	19,339,547.27
CDC			
NCAA			
Others (CDT, BTR Docs Stamp, etc.)			
Less: Notice of Transfer Allocations (NTA)* issued			
Total Disbursements Authorities Available	161,630,324.90	121,086,881.37	282,717,206.27
Less: Lapsed NCA Disbursements*	156,062,048.90	113,215,182.69	269,277,231.59
Balance of Disbursements Authorities as of to date	5,568,276.00	4,189,019.57	1,379,266.43

	Previous Report (February)	This month (March)	As of Date
Total Disbursements Program	151,409,000.00	88,860,000.00	240,269,000.00
Less: * Actual Disbursements	156,062,048.90	113,215,182.69	269,277,231.59
(Over)/Under spending	(4,653,048.90)	(24,355,182.69)	(29,008,231.59)

Notes: The use of NTA is discouraged
* Amounts should tally

Certified Correct:

 ESPERANZA Q. IGNACIO
 Chief Accountant

Approved By:

 E. S. AMADOR
 Under Secretary

Date:

Date:

CONSOLIDATED MONTHLY REPORT OF DISBURSEMENTS

For the Month of March 2015

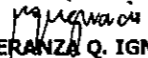
Department: **Department of Budget and Management**
 Agency:
 Operating Unit:
 Org. Code (UACS): **06001**
 Funding Source Code (As Cluster: 04- Foreign Assisted/ Grants)


Particulars	Current Year Budget					Prior Year's Budget										Sub-Total	Trust Liabilities				Grand Total					Remarks
	PS	MOE	In. Ex	CO	Total	Prior Year's Accounts Payable					Current Year's Accounts Payable						PS	MOE	CO	Total	PS	MOE	In. Ex	CO	Total	
						PS	MOE	Fin. Exp	CO	Sub-Total	PS	MOE	Fin. Exp	CO	Sub-Total											
Notice of Cash Allocation (NCA)																										
MDS Checks Issued	-	-	-	-	-	-	-	-	-	-	-	-	-	-	-	-	-	-	-	-	-	-	-	-	-	-
Advice to Debit Account	-	-	-	-	-	-	742,610.00	-	-	742,610.00	-	-	-	-	-	742,610.00	742,610.00	-	-	-	-	-	742,610.00	-	-	742,610.00
Tax Remittance Advices Issued (TRA)		109,540.00			109,540.00		41,250.00			41,250.00					41,250.00	150,790.00						150,790.00			150,790.00	
Cash Disbursement Ceiling (CDC)					-																					
Non-Cash Availment Authority (NCAA)					-																					
Others (CDT, BTr Docs Stamp, etc.)					-																					
Total	-	109,540.00	-	-	109,540.00	-	783,860.00	-	-	783,860.00	-	-	-	-	-	783,860.00	893,400.00	-	-	-	-	-	893,400.00	-	-	893,400.00

SUMMARY:

	Previous Report (February)	This month (March)	As of Date		Previous Report (February)	This month (March)	As of Date
Total Disbursement Authorities Received				Total Disbursements Program	573,914.56	893,400.00	1,467,314.56
NCA	728,750.00	-	728,750.00	Less: * Actual Disbursements	573,914.56	893,400.00	1,467,314.56
Working Fund (beginning balance)	1,975,521.41	-	1,975,521.41	(Over)/Under spending	-	-	-
TRA	573,914.56	150,790.00	724,704.56				
CDC			-				
NCAA			-				
Others (CDT, BTr Docs Stamp, etc.)		713.60	713.60				
Interest Income on Working Fund			-				
Less: Notice of Transfer Allocations (NTA)* issued							
Total Disbursements Authorities Available	3,278,185.97	151,503.60	3,429,689.57				
Less: Lapsed NCA							
Disbursements *	573,914.56	893,400.00	1,467,314.56				
Balance of Disbursements Authorities as of to date	2,704,271.41	(741,896.40)	1,962,375.01				

Notes: The use of NTA is discouraged
 * Amounts should tally

Certified Correct:

ESPERANZA Q. IGNACIO
 Chief Accountant
 Date:

Approved By:

CLARE CATALINA G. AMADOR
 Undersecretary
 Date: