



REPUBLIC OF THE PHILIPPINES
DEPARTMENT OF BUDGET AND MANAGEMENT
GENERAL SOLANO STREET, SAN MIGUEL, MANILA

ANNEX "A"

MONTHLY REPORT OF DISBURSEMENT

Fund 01 - Regular Fund

As of December 31, 2024


PERIOD COVERED	NCA Received	Add: Balance from Previous Month	Monthly Available NCA	Tax Remittance Advice (TRA)	Notice of Transfer of Allocation Received			Total Disbursement Authorities Available	Net Disbursements	Other Non-Cash Disbursements	Other Adjustments	Lapsed NCA	Month-End NCA Balance	% of Net Disbursements Vs. Total Disbursement Authorities Available
					Received	Issued	Net							
	(a)	(b)	(c)= a+b	(d)	(e)	(f)	(g)= e-f	(h)= c+d+g	(i)	(j)	(k)	(l)	(m)=h-i+j-k-l	(n)=i+h
January	242,661,031.00	0.00	242,661,031.00	13,579,389.57	0.00	0.00	0.00	256,240,420.57	231,056,181.77	0.00	0.00	0.00	25,184,238.80	90.17%
February	140,619,910.00	25,184,238.80	165,804,148.80	15,556,845.25	1,900,000.00	1,900,000.00	0.00	181,360,994.05	167,886,765.62	0.00	0.00	0.00	13,474,228.43	92.57%
March	170,285,419.00	13,474,228.43	183,759,647.43	9,119,868.62	2,868,926.00	2,868,926.00	0.00	192,879,516.05	142,393,850.31	215.57	540.00	50,486,421.31	0.00	73.83%
1st Qtr Balance	553,566,360.00	38,658,467.23	592,224,827.23	38,256,103.44	4,768,926.00	4,768,926.00	0.00	591,822,463.44	541,336,797.70	215.57	540.00	50,486,421.31	0.00	91.47%
April	473,060,625.00	0.00	473,060,625.00	9,676,631.92	0.00	0.00	0.00	482,737,256.92	130,955,887.18	0.00	0.00	0.00	351,781,369.74	27.13%
May	205,239,963.00	351,781,369.74	557,021,332.74	11,400,979.81	0.00	0.00	0.00	568,422,312.55	220,500,788.59	0.00	287,874.00	0.00	348,209,397.96	38.79%
June	192,285,747.00	348,209,397.96	540,495,144.96	10,295,422.16	0.00	0.00	0.00	550,790,567.12	150,296,853.65	110.27	(12,162.69)	400,481,661.05	0.00	27.29%
2nd Qtr Balance	870,586,335.00	699,990,767.70	1,570,577,102.70	31,373,033.89	0.00	0.00	0.00	901,959,368.89	501,753,529.42	110.27	275,711.31	400,481,661.05	0.00	55.63%
July	117,856,000.00	0.00	117,856,000.00	8,909,264.58	0.00	0.00	0.00	126,765,264.58	108,514,813.76	0.00	0.00	0.00	18,250,450.82	85.60%
August	174,494,043.00	18,250,450.82	192,744,493.82	9,320,290.87	0.00	0.00	0.00	202,064,784.69	189,303,368.71	51.60	0.00	0.00	12,761,467.58	93.68%
September	214,365,240.00	12,761,467.58	227,126,707.58	13,476,181.23	0.00	0.00	0.00	240,602,888.81	154,781,277.77	0.00	0.00	85,821,611.04	0.00	64.33%
3rd Qtr Balance	506,715,283.00	31,011,918.40	537,727,201.40	31,705,736.68	0.00	0.00	0.00	538,421,019.68	452,599,460.24	51.60	0.00	85,821,611.04	0.00	84.06%
October	250,594,434.00	0.00	250,594,434.00	10,166,808.14	0.00	0.00	0.00	260,761,242.14	131,122,477.96	908.55	0.00	0.00	129,639,672.73	50.28%
November	203,576,877.00	129,639,672.73	333,216,549.73	10,691,512.77	0.00	0.00	0.00	343,908,062.50	231,300,332.08	0.00	(4,593.75)	0.00	112,603,136.67	67.26%
December	264,338,215.00	112,603,136.67	376,941,351.67	27,968,521.73	16,606,995.31	16,606,995.31	0.00	404,909,873.40	369,579,798.33	65,600.70	516,995.75	35,912,671.52	(0.00)	91.27%
4th Qtr Balance	718,509,526.00	242,242,809.40	960,752,335.40	48,826,842.64	16,606,995.31	16,606,995.31	0.00	767,336,368.64	732,002,608.37	66,509.25	512,402.00	35,912,671.52	(0.00)	95.40%
Total	2,649,377,504.00	1,011,903,962.73	3,661,281,466.73	150,161,716.65	21,375,921.31	21,375,921.31	0.00	2,799,539,220.65	2,227,692,395.73	66,886.69	788,653.31	572,702,364.92	(0.00)	79.57%



REPUBLIC OF THE PHILIPPINES
DEPARTMENT OF BUDGET AND MANAGEMENT
 GENERAL SOLANO STREET, SAN MIGUEL, MANILA

ANNEX "A-I"

	Month-End NCA Balance as of December 2024	NCA Received for the month of December 2024	NTA Received / (Issued)	TRA	Total Disbursement Authorities Available as of December 31, 2024	Net Disbursements for the month of December 2024	Other Non-Cash Disbursements	Other Adjustments for the month of December 2024	Lapsed NCA	Balance of Disbursement Authorities as at date
	(a)	(b)	(c)	(d)	(e)= a+b+c+d	(f)	(g)	(h)	(i)	(j)= e-f+g+h-i
Central Office	₱ 92,813,387.01	₱ 212,822,000.00	(₱ 16,606,995.31)	₱ 22,869,714.02	₱ 311,898,105.72	₱ 284,893,901.78	₱ -	₱ -	₱ 27,004,203.94	₱ 0.00
NCR	₱ 258,636.85	₱ 2,107,000.00	₱ 1,320,000.00	₱ 107,242.25	₱ 3,792,879.10	₱ 3,757,734.64	₱ -	₱ -	₱ 35,144.46	₱ 0.00
RO1	₱ 95,800.24	₱ 6,122,919.00	₱ 475,500.00	₱ 349,481.02	₱ 7,043,700.26	₱ 6,802,505.50	₱ -	₱ -	₱ 241,194.76	₱ 0.00
RO2	₱ 1,847,267.48	₱ 2,127,000.00	₱ 848,448.00	₱ 350,545.52	₱ 5,173,261.00	₱ 4,963,301.31	₱ -	₱ -	₱ 209,959.69	₱ 0.00
CAR	₱ 1,839,728.51	₱ 2,817,970.00	₱ 584,000.00	₱ 367,285.36	₱ 5,608,983.87	₱ 5,444,821.41	₱ 65,600.70	₱ -	₱ 229,763.16	₱ 0.00
RO3	₱ 1,442,480.89	₱ 3,241,000.00	₱ 851,138.00	₱ 492,400.79	₱ 6,027,019.68	₱ 5,795,501.43	₱ -	₱ -	₱ 231,518.25	₱ -
RO4a	₱ 729,387.46	₱ 3,147,078.00	₱ 639,117.36	₱ 178,560.70	₱ 4,694,143.52	₱ 3,851,726.67	₱ -	₱ -	₱ 842,416.85	₱ -
RO4b	₱ 257,684.00	₱ 2,471,000.00	₱ 1,311,600.00	₱ 244,231.67	₱ 4,284,515.67	₱ 4,126,160.96	₱ -	₱ -	₱ 158,354.71	₱ -
RO5	₱ 386,471.36	₱ 2,460,000.00	₱ 1,568,724.00	₱ 240,203.71	₱ 4,655,399.07	₱ 4,650,138.98	₱ -	₱ -	₱ 5,260.09	₱ 0.00
RO6	₱ 700,487.46	₱ 3,122,922.00	₱ 1,390,000.00	₱ 305,637.96	₱ 5,519,047.42	₱ 5,341,625.02	₱ -	₱ -	₱ 177,422.40	₱ 0.00
RO7	₱ 74,227.68	₱ 3,796,394.00	₱ 700,107.86	₱ 385,310.97	₱ 4,956,040.51	₱ 4,956,017.09	₱ -	₱ -	₱ 23.42	₱ 0.00
RO8	₱ 4,611,768.28	₱ 2,628,000.00	₱ 1,193,620.00	₱ 489,325.52	₱ 8,922,713.80	₱ 7,371,913.54	₱ -	₱ -	₱ 1,550,800.26	₱ -
RO9	₱ 1,300,487.70	₱ 1,372,000.00	₱ 2,418,236.83	₱ 226,062.48	₱ 5,316,787.01	₱ 5,237,063.38	₱ -	₱ -	₱ 79,723.63	₱ 0.00
RO10	₱ 5,468,367.32	₱ 2,687,000.00	₱ -	₱ 291,801.71	₱ 8,447,169.03	₱ 4,297,003.58	₱ -	₱ 516,995.75	₱ 4,667,161.20	₱ -
RO11	₱ 387,983.28	₱ 5,535,228.00	₱ -	₱ 204,395.22	₱ 6,127,606.50	₱ 5,647,884.19	₱ -	₱ -	₱ 479,722.31	₱ 0.00
RO12	₱ 81,671.74	₱ 3,600,735.00	₱ 2,226,262.36	₱ 454,113.80	₱ 6,362,782.90	₱ 6,362,780.51	₱ -	₱ -	₱ 2.39	₱ 0.00
RO13	₱ 307,299.41	₱ 4,279,969.00	₱ 1,080,240.90	₱ 412,209.03	₱ 6,079,718.34	₱ 6,079,718.34	₱ -	₱ -	₱ -	₱ 0.00
TOTAL	₱ 112,603,136.67	₱ 264,338,215.00	₱ -	₱ 27,968,521.73	₱ 404,909,873.40	₱ 369,579,798.33	₱ 65,600.70	₱ 516,995.75	₱ 35,912,671.52	₱ 0.00



ANNEX "B"

MONTHLY REPORT OF DISBURSEMENT

Fund 07 - Trust Receipts

As of December 31, 2024

PERIOD COVERED	NCA Received	Add: Balance from Previous Month	Monthly Available NCA	Tax Remittance Advice (TRA)	Notice of Transfer of Allocation			Total Disbursement Authorities Available	Net Disbursements	Other Non-Cash Disbursements	Other Adjustments	Lapsed NCA	Month-End NCA Balance	% of Net Disbursements Vs. Total Disbursement Authorities Available
					Received	Issued	Net							
	(a)	(b)	(c)= a+b	(d)	(e)	(f)	(g)= e-f	(h)= c+d+g	(i)	(j)	(k)	(l)	(m) = h-i+j+k-l	(n) = i ÷ h
January	₱ -	₱ -	₱ -	₱ -	₱ -	₱ -	₱ -	₱ -	₱ -	₱ -	₱ -	₱ -	₱ -	0.00%
February	₱ -	₱ -	₱ -	₱ -	₱ -	₱ -	₱ -	₱ -	₱ -	₱ -	₱ -	₱ -	₱ -	0.00%
March	₱ -	₱ -	₱ -	₱ -	₱ -	₱ -	₱ -	₱ -	₱ -	₱ -	₱ -	₱ -	₱ -	0.00%
1st Qtr Balance	₱ -	₱ -	₱ -	₱ -	₱ -	₱ -	₱ -	₱ -	₱ -	₱ -	₱ -	₱ -	₱ -	0.00%
April	₱ 1,894,315.00	₱ -	₱ 1,894,315.00	₱ -	₱ -	₱ -	₱ -	₱ 1,894,315.00	₱ 651,957.50	₱ -	₱ -	₱ -	₱ 1,242,357.50	34.42%
May	₱ -	₱ 1,242,357.50	₱ 1,242,357.50	₱ -	₱ -	₱ -	₱ -	₱ 1,242,357.50	₱ 1,242,356.61	₱ -	₱ -	₱ -	₱ 0.89	100.00%
June	₱ 128,086.00	₱ 0.89	₱ 128,086.89	₱ -	₱ -	₱ -	₱ -	₱ 128,086.89	₱ 128,086.00	₱ -	₱ -	₱ 0.89	(₱ 0.00)	100.00%
2nd Qtr Balance	₱ 2,022,401.00	₱ 1,242,358.39	₱ 3,264,759.39	₱ -	₱ -	₱ -	₱ -	₱ 2,022,401.00	₱ 2,022,400.11	₱ -	₱ -	₱ 0.89	(₱ 0.00)	100.00%
July	₱ -	₱ -	₱ -	₱ -	₱ -	₱ -	₱ -	₱ -	₱ -	₱ -	₱ -	₱ -	₱ -	0.00%
August	₱ 519,383.00	₱ -	₱ 519,383.00	₱ -	₱ -	₱ -	₱ -	₱ 519,383.00	₱ 519,381.80	₱ -	₱ -	₱ -	₱ 1.20	100.00%
September	₱ 88,889.00	₱ 1.20	₱ 88,890.20	₱ -	₱ -	₱ -	₱ -	₱ 88,890.20	₱ 88,889.00	₱ -	₱ -	₱ 1.20	₱ 0.00	100.00%
3rd Qtr Balance	₱ 608,272.00	₱ 1.20	₱ 608,273.20	₱ -	₱ -	₱ -	₱ -	₱ 608,272.00	₱ 608,270.80	₱ -	₱ -	₱ 1.20	₱ 0.00	100.00%
October	₱ 30,000.00	₱ 0.00	₱ 30,000.00	₱ -	₱ -	₱ -	₱ -	₱ 30,000.00	₱ 30,000.00	₱ -	₱ -	₱ -	₱ 0.00	100.00%
November	₱ -	₱ 0.00	₱ 0.00	₱ -	₱ -	₱ -	₱ -	₱ 0.00	₱ -	₱ -	₱ -	₱ -	₱ 0.00	0.00%
December	₱ 3,987,109.00	₱ 0.00	₱ 3,987,109.00	₱ -	₱ -	₱ -	₱ -	₱ 3,987,109.00	₱ 3,987,108.85	₱ -	₱ -	₱ 0.15	(₱ 0.00)	100.00%
4th Qtr Balance	₱ 4,017,109.00	₱ 0.00	₱ 4,017,109.00	₱ -	₱ -	₱ -	₱ -	₱ 4,017,109.00	₱ 4,017,108.85	₱ -	₱ -	₱ 0.15	(₱ 0.00)	100.00%
Total	₱ 6,647,782.00	₱ 1,242,359.59	₱ 7,890,141.59	₱ -	₱ -	₱ -	₱ -	₱ 6,647,782.00	₱ 6,647,779.76	₱ -	₱ -	₱ 2.24	(₱ 0.00)	100.00%



REPUBLIC OF THE PHILIPPINES
 DEPARTMENT OF BUDGET AND MANAGEMENT
 GENERAL SOLANO STREET, SAN MIGUEL, MANILA

ANNEX "B-1"

	Month-End NCA Balance as of December 2024	NCA Received for the month of December 2024	NTA Received / (Issued)	TRA	Total Disbursement Authorities Available as of December 31, 2024	Net Disbursements for the month of December 2024	Other Non-Cash Disbursements	Other Adjustments for the month of December 2024	Lapsed NCA	Balance of Disbursement Authorities as at date
	(a)	(b)	(c)	(d)	(e)= a+b+c+d	(f)	(g)	(h)	(i)	(j)= e-f+g+h-i
Central Office	₱ -	₱ 3,987,109.00	₱ -	₱ -	₱ 3,987,109.00	₱ 3,987,108.85	₱ -	₱ -	₱ 0.15	₱ -
NCR	₱ -	₱ -	₱ -	₱ -	₱ -	₱ -	₱ -	₱ -	₱ -	₱ -
RO1	₱ -	₱ -	₱ -	₱ -	₱ -	₱ -	₱ -	₱ -	₱ -	₱ -
RO2	₱ -	₱ -	₱ -	₱ -	₱ -	₱ -	₱ -	₱ -	₱ -	₱ -
CAR	₱ -	₱ -	₱ -	₱ -	₱ -	₱ -	₱ -	₱ -	₱ -	₱ -
RO3	₱ -	₱ -	₱ -	₱ -	₱ -	₱ -	₱ -	₱ -	₱ -	₱ -
RO4a	₱ -	₱ -	₱ -	₱ -	₱ -	₱ -	₱ -	₱ -	₱ -	₱ -
RO4b	₱ -	₱ -	₱ -	₱ -	₱ -	₱ -	₱ -	₱ -	₱ -	₱ -
RO5	₱ -	₱ -	₱ -	₱ -	₱ -	₱ -	₱ -	₱ -	₱ -	₱ -
RO6	₱ -	₱ -	₱ -	₱ -	₱ -	₱ -	₱ -	₱ -	₱ -	₱ -
RO7	₱ -	₱ -	₱ -	₱ -	₱ -	₱ -	₱ -	₱ -	₱ -	₱ -
RO8	₱ -	₱ -	₱ -	₱ -	₱ -	₱ -	₱ -	₱ -	₱ -	₱ -
RO9	₱ -	₱ -	₱ -	₱ -	₱ -	₱ -	₱ -	₱ -	₱ -	₱ -
RO10	₱ -	₱ -	₱ -	₱ -	₱ -	₱ -	₱ -	₱ -	₱ -	₱ -
RO11	₱ -	₱ -	₱ -	₱ -	₱ -	₱ -	₱ -	₱ -	₱ -	₱ -
RO12	₱ -	₱ -	₱ -	₱ -	₱ -	₱ -	₱ -	₱ -	₱ -	₱ -
RO13	₱ -	₱ -	₱ -	₱ -	₱ -	₱ -	₱ -	₱ -	₱ -	₱ -
TOTAL	₱ -	₱ 3,987,109.00	₱ -	₱ -	₱ 3,987,109.00	₱ 3,987,108.85	₱ -	₱ -	₱ 0.15	₱ 0.00

MONTHLY REPORT OF DISBURSEMENTS

For the month of December 2024

Department: Department of Budget and Management (DBM)
Agency/Entity: Office of the Secretary
Operating Unit: ALL
Organization Code (UACS): ALL
Fund Cluster: 01 - Regular Agency Fund

Particulars	Current Year Budget				
	PS	MOOE	FinEx	CO	TOTAL
1	2	3	4	5	6=(2+3+4+5)
CASH DISBURSEMENTS	144,614,540.02	91,814,878.69	-	91,638,422.31	328,067,841.02
Notice of Cash Allocation (NCA)	137,697,371.86	91,525,325.78	-	91,638,422.31	320,861,119.95
MDS Checks Issued	2,045,564.98	6,336,551.47	-	3,086,366.08	11,468,482.53
Advice to Debit Account	135,651,806.88	85,188,774.31	-	88,552,056.23	309,392,637.42
Notice of Transfer Allocations (NTA)	6,917,168.16	289,552.91	-	-	7,206,721.07
MDS Checks Issued	-	-	-	-	-
Advice to Debit Account	6,917,168.16	289,552.91	-	-	7,206,721.07
Working Fund for FAPs	-	-	-	-	-
Cash Disbursement Ceiling (CDC)	-	-	-	-	-
TOTAL CASH DISBURSEMENTS	144,614,540.02	91,814,878.69	-	91,638,422.31	328,067,841.02
NON-CASH DISBURSEMENTS	14,446,643.19	13,256,489.52	-	231,009.46	27,934,142.17
Tax Remittance Advices Issued (TRA)	14,381,064.99	13,256,467.02	-	231,009.46	27,868,541.47
Non-Cash Availment Authority (NCAA)	-	-	-	-	-
Disbursements effected through outright deductions from claims (please specify...)	65,578.20	22.50	-	-	65,600.70
Overpayment of expenses(e.g. personnel benefits)	65,578.20	-	-	-	65,578.20
Restitution for loss of government property	-	-	-	-	-
Liquidated damages and similar claims	-	22.50	-	-	22.50
Others(TEF, BTr-Documentary Stamp Tax, etc.)	-	-	-	-	-
TOTAL NON-CASH DISBURSEMENTS	14,446,643.19	13,256,489.52	-	231,009.46	27,934,142.17
GRAND TOTAL	159,061,183.21	105,071,368.21	-	91,869,431.77	356,001,983.19

MONTHLY REPORT OF DISBURSEMENTS
For the month of December 2024

Department: Department of Budget and Management (DBM)
 Agency/Entity: Office of the Secretary
 Operating Unit: ALL
 Organization Code (UACS): ALL
 Fund Cluster: 01 - Regular Agency Fund

Particulars	Prior Year's Budget											SUB-TOTAL
	Prior Year's Accounts Payable					Current Year's Accounts Payable					TOTAL	
	PS	MOOE	FinEx	CO	Sub-Total	PS	MOOE	FinEx	CO	Sub-Total		
1	7	8	9	10	11=(7+8+9+10)	12	13	14	15	16=(12+13+14+15)	17=(11+16)	18=(6+17)
CASH DISBURSEMENTS	70,534.16	1,029,525.00	-	-	1,100,059.16	-	11,142,126.02	-	665,339.28	11,807,465.30	12,907,524.46	340,975,365.48
Notice of Cash Allocation (NCA)	70,534.16	1,029,525.00	-	-	1,100,059.16	-	11,142,126.02	-	665,339.28	11,807,465.30	12,907,524.46	333,768,644.41
MDS Checks Issued	-	-	-	-	-	-	176,558.45	-	-	176,558.45	176,558.45	11,645,040.98
Advice to Debit Account	70,534.16	1,029,525.00	-	-	1,100,059.16	-	10,965,567.57	-	665,339.28	11,630,906.85	12,730,966.01	322,123,603.43
Notice of Transfer Allocations (NTA)	-	-	-	-	-	-	-	-	-	-	-	7,206,721.07
MDS Checks Issued	-	-	-	-	-	-	-	-	-	-	-	-
Advice to Debit Account	-	-	-	-	-	-	-	-	-	-	-	7,206,721.07
Working Fund for FAPs	-	-	-	-	-	-	-	-	-	-	-	-
Cash Disbursement Ceiling (CDC)	-	-	-	-	-	-	-	-	-	-	-	-
TOTAL CASH DISBURSEMENTS	70,534.16	1,029,525.00	-	-	1,100,059.16	-	11,142,126.02	-	665,339.28	11,807,465.30	12,907,524.46	340,975,365.48
NON-CASH DISBURSEMENTS	-	69,375.00	-	-	69,375.00	-	30,605.26	-	-	30,605.26	99,980.26	28,034,122.43
Tax Remittance Advices Issued (TRA)	-	69,375.00	-	-	69,375.00	-	30,605.26	-	-	30,605.26	99,980.26	27,968,521.73
Non-Cash Availment Authority (NCAA)	-	-	-	-	-	-	-	-	-	-	-	-
Disbursements effected through outright deductions from claims (please specify...)	-	-	-	-	-	-	-	-	-	-	-	65,600.70
Overpayment of expenses(e.g. personnel benefits)	-	-	-	-	-	-	-	-	-	-	-	65,578.20
Restitution for loss of government property	-	-	-	-	-	-	-	-	-	-	-	-
Liquidated damages and similar claims	-	-	-	-	-	-	-	-	-	-	-	22.50
Others(TEF, BTr-Documentary Stamp Tax, etc.)	-	-	-	-	-	-	-	-	-	-	-	-
TOTAL NON-CASH DISBURSEMENTS	-	69,375.00	-	-	69,375.00	-	30,605.26	-	-	30,605.26	99,980.26	28,034,122.43
GRAND TOTAL	70,534.16	1,098,900.00	-	-	1,169,434.16	-	11,172,731.28	-	665,339.28	11,838,070.56	13,007,504.72	369,009,487.91

MONTHLY REPORT OF DISBURSEMENTS
For the month of December 2024

Department: Department of Budget and Management (DBM)
 Agency/Entity: Office of the Secretary
 Operating Unit: ALL
 Organization Code (UACS): ALL
 Fund Cluster: 01 - Regular Agency Fund

Particulars	Trust Liabilities				Grand Total					Remarks
	PS	MOOE	CO	TOTAL	PS	MOOE	FinEx	CO	TOTAL	
1	19	20	21	22=(19+20+21)	23	24	25	26	27=(23+24+25+26)	28
CASH DISBURSEMENTS	570,310.42	-	-	570,310.42	145,255,384.60	103,986,529.71	-	92,303,761.59	341,545,675.90	
Notice of Cash Allocation (NCA)	570,310.42	-	-	570,310.42	138,338,216.44	103,696,976.80	-	92,303,761.59	334,338,954.83	
MDS Checks Issued	-	-	-	-	2,045,564.98	6,513,109.92	-	3,086,366.08	11,645,040.98	
Advice to Debit Account	570,310.42	-	-	570,310.42	136,292,651.46	97,183,866.88	-	89,217,395.51	322,693,913.85	
Notice of Transfer Allocations (NTA)	-	-	-	-	6,917,168.16	289,552.91	-	-	7,206,721.07	
MDS Checks Issued	-	-	-	-	-	-	-	-	-	
Advice to Debit Account	-	-	-	-	6,917,168.16	289,552.91	-	-	7,206,721.07	
Working Fund for FAPs	-	-	-	-	-	-	-	-	-	
Cash Disbursement Ceiling (CDC)	-	-	-	-	-	-	-	-	-	
TOTAL CASH DISBURSEMENTS	570,310.42	-	-	570,310.42	145,255,384.60	103,986,529.71	-	92,303,761.59	341,545,675.90	
NON-CASH DISBURSEMENTS	-	-	-	65,600.70	14,446,643.19	13,356,469.78	-	296,610.16	28,034,122.43	
Tax Remittance Advices Issued (TRA)	-	-	-	-	14,381,064.99	13,356,447.28	-	231,009.46	27,968,521.73	
Non-Cash Availment Authority (NCAA)	-	-	-	-	-	-	-	-	-	
Disbursements effected through outright deductions from claims (please specify...)	-	-	-	65,600.70	65,578.20	22.50	-	-	65,600.70	
Overpayment of expenses(e.g. personnel benefits)	-	-	-	65,578.20	65,578.20	-	-	-	65,578.20	
Restitution for loss of government property	-	-	-	-	-	-	-	-	-	
Liquidated damages and similar claims	-	-	-	22.50	-	22.50	-	-	22.50	
Others(TEF, BTr-Documentary Stamp Tax, etc.)	-	-	-	-	-	-	-	-	-	
TOTAL NON-CASH DISBURSEMENTS	-	-	-	65,600.70	14,446,643.19	13,356,469.78	-	231,009.46	28,034,122.43	
GRAND TOTAL	570,310.42	-	-	635,911.12	159,702,027.79	117,342,999.49	-	92,534,771.05	369,579,798.33	

MONTHLY REPORT OF DISBURSEMENTS
For the month of November 2024

Department: Department of Budget and Management (DBM)
Agency/Entity: Office of the Secretary
Operating Unit: ALL
Organization Code (UACS): ALL
Fund Cluster: 01 - Regular Agency Fund


SUMMARY

Particulars (1)	Previous Report (2)	This Month (3)	As at Date (4)
Total Disbursement Authorities Received	2,512,001,409.92	308,913,732.04	2,820,915,141.96
NCA	2,385,039,289.00	264,338,215.00	2,649,377,504.00
NTA	4,768,926.00	16,606,995.31	21,375,921.31
Working Fund	-	-	-
TRA	122,193,194.92	27,968,521.73	150,161,716.65
CDC	-	-	-
NCAA	-	-	-
Others (CDT, BTr Docs Stamp, etc.)	-	-	-
Less: Notice of Transfer of Allocations (NTA)* issued	4,768,926.00	16,606,995.31	21,375,921.31
Add: Balance from Previous Month	12,761,467.58	112,603,136.67	125,364,604.25
Total Disbursement Authorities Available	2,507,232,483.92	404,909,873.40	2,799,539,220.65
Less:			
Lapsed NCA	536,789,693.40	35,912,671.52	572,702,364.92
Disbursements	1,858,112,597.40	369,579,798.33	2,227,692,395.73
Less: Other Non-Cash Disbursements	1,285.99	65,600.70	66,886.69
Disbursements effected through outright deductions from claims	1,285.99	65,600.70	66,886.69
Overpayment of expenses(e.g. personnel benefits)	-	65,578.20	65,578.20
Restitution for loss of government property	-	-	-
Liquidated damages and similar claims	1,285.99	22.50	1,308.49
Others (e.g. TEF, BTR, Docs Stamp, etc.)	-	-	-
Add/Less: Adjustments (e.g. cancelled/staled checks)	271,657.56	516,995.75	788,653.31
Balance of Disbursement Authorities as at date	112,603,136.67	0.00	0.00
Total Disbursements Program	2,573,895,271.36	302,516,975.11	2,876,412,246.47
Less: *Actual Disbursements	1,858,112,597.40	369,579,798.33	2,227,692,395.73
(Over)/Under spending	715,782,673.96	(67,062,823.22)	648,719,850.74

Notes: * The use of NTA is discouraged

Notes: ** Amounts should tally with the grand total disbursemnt (column 27).

Certified Correct:




 JEFFREY DM GALARPE
 Chief Accountant

Recommending Approval By:



 DANTE B. DE CHAVEZ
 Director IV, FS

Approved By:



 RAMON VICENTE B. ASUNCION
 Assistant Secretary

MONTHLY REPORT OF DISBURSEMENTS
For the month of December 2024

Department : Department of Budget and Management (DBM)
Agency/Entity : Office of the Secretary
Operating Unit : ALL
Organization Code (UACS) : ALL
Fund Cluster : 07 - Trust Receipts

Particulars	Current Year Budget				
	PS	MOOE	FinEx	CO	TOTAL
1	2	3	4	5	6=(2+3+4+5)
CASH DISBURSEMENTS	-	-	-	-	-
Notice of Cash Allocation (NCA)	-	-	-	-	-
MDS Checks Issued	-	-	-	-	-
Advice to Debit Account	-	-	-	-	-
Notice of Transfer Allocations (NTA)	-	-	-	-	-
MDS Checks Issued	-	-	-	-	-
Advice to Debit Account	-	-	-	-	-
Working Fund for FAPs	-	-	-	-	-
Cash Disbursement Ceiling (CDC)	-	-	-	-	-
TOTAL CASH DISBURSEMENTS	-	-	-	-	-
NON-CASH DISBURSEMENTS	-	-	-	-	-
Tax Remittance Advices Issued (TRA)	-	-	-	-	-
Non-Cash Availment Authority (NCAA)	-	-	-	-	-
Disbursements effected through outright deductions from claims (please specify...)	-	-	-	-	-
Overpayment of expenses(e.g. personnel benefits)	-	-	-	-	-
Restitution for loss of government property	-	-	-	-	-
Liquidated damages and similar claims	-	-	-	-	-
Others(TEF, BTR-Documentary Stamp Tax, etc.)	-	-	-	-	-
TOTAL NON-CASH DISBURSEMENTS	-	-	-	-	-
GRAND TOTAL	-	-	-	-	-

MONTHLY REPORT OF DISBURSEMENTS

For the month of December 2024

Department : Department of Budget and Management (DBM)
 Agency/Entity : Office of the Secretary
 Operating Unit : ALL
 Organization Code (UACS) : ALL
 Fund Cluster : 07 - Trust Receipts

Particulars	Prior Year's Budget											SUB-TOTAL	
	Prior Year's Accounts Payable					Current Year's Accounts Payable					TOTAL		
	PS	MOOE	FinEx	CO	Sub-Total	PS	MOOE	FinEx	CO	Sub-Total			
1	7	8	9	10	11=(7+8+9+10)	12	13	14	15	16=(12+13+14+15)	17=(11+16)	18=(6+17)	
CASH DISBURSEMENTS	-	-	-	-	-	-	-	-	-	-	-	-	-
Notice of Cash Allocation (NCA)	-	-	-	-	-	-	-	-	-	-	-	-	-
MDS Checks Issued	-	-	-	-	-	-	-	-	-	-	-	-	-
Advice to Debit Account	-	-	-	-	-	-	-	-	-	-	-	-	-
Notice of Transfer Allocations (NTA)	-	-	-	-	-	-	-	-	-	-	-	-	-
MDS Checks Issued	-	-	-	-	-	-	-	-	-	-	-	-	-
Advice to Debit Account	-	-	-	-	-	-	-	-	-	-	-	-	-
Working Fund for FAPs	-	-	-	-	-	-	-	-	-	-	-	-	-
Cash Disbursement Ceiling (CDC)	-	-	-	-	-	-	-	-	-	-	-	-	-
TOTAL CASH DISBURSEMENTS	-	-	-	-	-	-	-	-	-	-	-	-	-
NON-CASH DISBURSEMENTS	-	-	-	-	-	-	-	-	-	-	-	-	-
Tax Remittance Advices Issued (TRA)	-	-	-	-	-	-	-	-	-	-	-	-	-
Non-Cash Availment Authority (NCAA)	-	-	-	-	-	-	-	-	-	-	-	-	-
Disbursements effected through outright deductions from claims (please specify...)	-	-	-	-	-	-	-	-	-	-	-	-	-
Overpayment of expenses(e.g. personnel benefits)	-	-	-	-	-	-	-	-	-	-	-	-	-
Restitution for loss of government property	-	-	-	-	-	-	-	-	-	-	-	-	-
Liquidated damages and similar claims	-	-	-	-	-	-	-	-	-	-	-	-	-
Others(TEF, BTr-Documentary Stamp Tax, etc.)	-	-	-	-	-	-	-	-	-	-	-	-	-
TOTAL NON-CASH DISBURSEMENTS	-	-	-	-	-	-	-	-	-	-	-	-	-
GRAND TOTAL	-	-	-	-	-	-	-	-	-	-	-	-	-

MONTHLY REPORT OF DISBURSEMENTS

For the month of December 2024

Department : Department of Budget and Management (DBM)

Agency/Entity : Office of the Secretary

Operating Unit : ALL

Organization Code (UACS) : ALL

Fund Cluster : 07 - Trust Receipts

Particulars	Trust Liabilities				Grand Total					Remarks
	PS	MOOE	CO	TOTAL	PS	MOOE	FinEx	CO	TOTAL	
1	19	20	21	22=(19+20+21)	23	24	25	26	27=(23+24+25+26)	28
CASH DISBURSEMENTS	1,478,000.00	2,509,108.85	-	3,987,108.85	1,478,000.00	2,509,108.85	-	-	3,987,108.85	
Notice of Cash Allocation (NCA)	1,478,000.00	2,509,108.85	-	3,987,108.85	1,478,000.00	2,509,108.85	-	-	3,987,108.85	
MDS Checks Issued	-	-	-	-	-	-	-	-	-	
Advice to Debit Account	1,478,000.00	2,509,108.85	-	3,987,108.85	1,478,000.00	2,509,108.85	-	-	3,987,108.85	
Notice of Transfer Allocations (NTA)	-	-	-	-	-	-	-	-	-	
MDS Checks Issued	-	-	-	-	-	-	-	-	-	
Advice to Debit Account	-	-	-	-	-	-	-	-	-	
Working Fund for FAPs	-	-	-	-	-	-	-	-	-	
Cash Disbursement Ceiling (CDC)	-	-	-	-	-	-	-	-	-	
TOTAL CASH DISBURSEMENTS	1,478,000.00	2,509,108.85	-	3,987,108.85	1,478,000.00	2,509,108.85	-	-	3,987,108.85	
NON-CASH DISBURSEMENTS	-	-	-	-	-	-	-	-	-	
Tax Remittance Advices Issued (TRA)	-	-	-	-	-	-	-	-	-	
Non-Cash Availment Authority (NCAA)	-	-	-	-	-	-	-	-	-	
Disbursements effected through outright deductions from claims (please specify...)	-	-	-	-	-	-	-	-	-	
Overpayment of expenses(e.g. personnel benefits)	-	-	-	-	-	-	-	-	-	
Restitution for loss of government property	-	-	-	-	-	-	-	-	-	
Liquidated damages and similar claims	-	-	-	-	-	-	-	-	-	
Others(TEF, BTr-Documentary Stamp Tax, etc.)	-	-	-	-	-	-	-	-	-	
TOTAL NON-CASH DISBURSEMENTS	-	-	-	-	-	-	-	-	-	
GRAND TOTAL	1,478,000.00	2,509,108.85	-	3,987,108.85	1,478,000.00	2,509,108.85	-	-	3,987,108.85	

MONTHLY REPORT OF DISBURSEMENTS
For the month of December 2024


Department : Department of Budget and Management (DBM)
 Agency/Entity : Office of the Secretary
 Operating Unit : ALL
 Organization Code (UACS) : ALL
 Fund Cluster : 07 - Trust Receipts

SUMMARY

Particulars (1)	Previous Report (2)	This Month (3)	As at Date (4)
Total Disbursement Authorities Received	2,660,673.00	3,987,109.00	6,647,782.00
NCA	2,660,673.00	3,987,109.00	6,647,782.00
NTA	-	-	-
Working Fund	-	-	-
TRA	-	-	-
CDC	-	-	-
NCAA	-	-	-
Less: Notice of Transfer of Allocations (NTA)* issued	-	-	-
Add: Balance from Previous Month	1.20	-	1.20
Total Disbursement Authorities Available	2,660,673.00	3,987,109.00	6,647,782.00
Less:	-	-	-
Lapsed NCA	2.09	0.15	2.24
Disbursements	2,660,670.91	3,987,108.85	6,647,779.76
Less: Other Non-Cash Disbursements	-	-	-
Disbursements effected through outright deductions from claims	-	-	-
Overpayment of expenses(e.g. personnel benefits)	-	-	-
Restitution for loss of government property	-	-	-
Liquidated damages and similar claims	-	-	-
Others (e.g. TEF, BTr, Docs Stamp, etc.)	-	-	-
Add/Less: Adjustments (e.g. cancelled/staled checks)	-	-	-
Balance of Disbursement Authorities as at date	-	-	-
Total Disbursements Program	2,660,673.00	3,987,109.00	6,647,782.00
Less: *Actual Disbursements	2,660,670.91	3,987,108.85	6,647,779.76
(Over)/Under spending	2.09	0.15	2.24

Notes: * The use of NTA is discouraged
 Notes: ** Amounts should tally with the grand total disbursemnt (column 27).

Certified Correct:




 JEFFREY M. BALARPE
 Chief Accountant

Recommending Approval By:



 DANTE B. DE CHAVEZ
 Director IV, FS

Approved By:



 RAMON VICENTE B. ASUNCION
 Assistant Secretary

This report was generated using the Unified Reporting System on January 08, 2025 1:54 PM;