


QUARTERLY REPORT OF REVENUE AND OTHER RECEIPTS


As at the Quarter Ending June 30, 2022


Department : Department of Budget and Management (DBM)  
 Agency : Office of the Secretary  
 Region : ALL  
 Division : ALL  
 Operating Unit : ALL  
 Organization Code (UACS) : ALL  
 Fund Cluster : 01 - Regular Agency Fund

Classification/Sources of Revenue and Other Receipts	UACS CODE	REVENUE TARGET (Annual) per BESF	Actual Revenue and Other Receipts Collections					Cumulative Remittance/Deposits to Date			Variance		Remarks
			1st Quarter Ending March 31	2nd Quarter Ending June 30	3rd Quarter Ending Sept. 30	4th Quarter Ending Dec. 31	Total	Remittance to BTr	Deposited with AGDB	TOTAL	Amount	%	
1	2	3	4	5	6	7	8={(6+(-)7)-8+9}	9	10	11=(9+10)	12=(8-3)	13=(12/3)	14
Regular Agency Fund		0.00	2,443,090.58	1,842,790.89	0.00	0.00	4,285,881.47	4,285,778.87	102.60	4,285,881.47	4,285,881.47	0 %	
Revenue Collections		0.00	1,346,321.37	127,173.66	0.00	0.00	1,473,495.03	1,473,392.43	102.60	1,473,495.03	1,473,495.03	0 %	
Cash Revenue		0.00	0.00	0.00	0.00	0.00	0.00	0.00	0.00	0.00	0.00	0 %	
Non-Cash Revenue		0.00	1,346,321.37	127,173.66	0.00	0.00	1,473,495.03	1,473,392.43	102.60	1,473,495.03	1,473,495.03	0 %	
Non-Tax		0.00	1,346,321.37	124,736.13	0.00	0.00	1,471,057.50	1,470,954.90	102.60	1,471,057.50	1,471,057.50	0 %	
Interest on NG Deposits	4020221001	0.00	94.18	8.42	0.00	0.00	102.60	0.00	102.60	102.60	102.60	0 %	
Miscellaneous Income	4060999000	0.00	1,346,227.19	124,727.71	0.00	0.00	1,470,954.90	1,470,954.90	0.00	1,470,954.90	1,470,954.90	0 %	Liquidated Damages
Collections effected through outright deductions from claims		0.00	0.00	2,437.53	0.00	0.00	2,437.53	2,437.53	0.00	2,437.53	2,437.53	0 %	
Cash - Constructive Income Remittance	1010408000	0.00	0.00	0.00	0.00	0.00	0.00	0.00	0.00	0.00	0.00	0 %	
Miscellaneous Income	4060999000	0.00	0.00	2,437.53	0.00	0.00	2,437.53	2,437.53	0.00	2,437.53	2,437.53	0 %	
Cash Receipts		0.00	0.00	0.00	0.00	0.00	0.00	0.00	0.00	0.00	0.00	0 %	
Others		0.00	0.00	0.00	0.00	0.00	0.00	0.00	0.00	0.00	0.00	0 %	
Non-Revenue Collections/Other Receipts		0.00	1,096,769.21	1,715,617.23	0.00	0.00	2,812,386.44	2,812,386.44	0.00	2,812,386.44	2,812,386.44	0 %	
Non-Cash Revenue		0.00	2,589.90	0.00	0.00	0.00	2,589.90	2,589.90	0.00	2,589.90	2,589.90	0 %	
Collections effected through outright deductions from claims		0.00	2,589.90	0.00	0.00	0.00	2,589.90	2,589.90	0.00	2,589.90	2,589.90	0 %	
Miscellaneous Income	4060999000	0.00	2,589.90	0.00	0.00	0.00	2,589.90	2,589.90	0.00	2,589.90	2,589.90	0 %	
Cash Receipts		0.00	584,085.66	739,918.20	0.00	0.00	1,324,003.86	1,324,003.86	0.00	1,324,003.86	1,324,003.86	0 %	
Non-Tax		0.00	17,100.00	0.00	0.00	0.00	17,100.00	17,100.00	0.00	17,100.00	17,100.00	0 %	
Sale of Unserviceable Property	4060102000	0.00	17,100.00	0.00	0.00	0.00	17,100.00	17,100.00	0.00	17,100.00	17,100.00	0 %	
Others		0.00	566,985.66	739,918.20	0.00	0.00	1,306,903.86	1,306,903.86	0.00	1,306,903.86	1,306,903.86	0 %	
Petty Cash	1010102000	0.00	43,797.75	0.00	0.00	0.00	43,797.75	43,797.75	0.00	43,797.75	43,797.75	0 %	
Due from National Government Agencies	1030301000	0.00	403,240.11	12,818.08	0.00	0.00	416,058.19	416,058.19	0.00	416,058.19	416,058.19	0 %	
Due from Officers and Employees	1030502000	0.00	85,324.41	1,572.99	0.00	0.00	86,897.40	86,897.40	0.00	86,897.40	86,897.40	0 %	
Advances for Special Disbursing Officer	1990103000	0.00	0.00	9,405.69	0.00	0.00	9,405.69	9,405.69	0.00	9,405.69	9,405.69	0 %	
Advances to Officers and Employees	1990104000	0.00	24,962.14	559,295.82	0.00	0.00	584,257.96	584,257.96	0.00	584,257.96	584,257.96	0 %	
Due to PhilHealth	2020104000	0.00	0.00	366.90	0.00	0.00	366.90	366.90	0.00	366.90	366.90	0 %	
Other Payables	2999999000	0.00	0.00	315.00	0.00	0.00	315.00	315.00	0.00	315.00	315.00	0 %	

Classification/Sources of Revenue and Other Receipts	UACS CODE	REVENUE TARGET (Annual) per BESF	Actual Revenue and Other Receipts Collections					Cumulative Remittance/Deposits to Date			Variance		Remarks
			1st Quarter Ending March 31	2nd Quarter Ending June 30	3rd Quarter Ending Sept. 30	4th Quarter Ending Dec. 31	Total	Remittance to BTr	Deposited with AGDB	TOTAL	Amount	%	
1	2	3	4	5	6	7	8={6+(-)7}-8+9	9	10	11=(9+10)	12=(8-3)	13=(12/3)	14
Sale of Unserviceable Property	4060102000	0.00	0.00	6,103.38	0.00	0.00	6,103.38	6,103.38	0.00	6,103.38	6,103.38	0 %	
Miscellaneous Income	4060999000	0.00	0.00	100,000.00	0.00	0.00	100,000.00	100,000.00	0.00	100,000.00	100,000.00	0 %	
Basic Salary - Civilian	5010101001	0.00	0.00	11,825.26	0.00	0.00	11,825.26	11,825.26	0.00	11,825.26	11,825.26	0 %	
Representation Allowance (RA)	5010202000	0.00	0.00	2,500.00	0.00	0.00	2,500.00	2,500.00	0.00	2,500.00	2,500.00	0 %	
Transportation Allowance (TA)	5010203001	0.00	0.00	2,500.00	0.00	0.00	2,500.00	2,500.00	0.00	2,500.00	2,500.00	0 %	
Clothing/Uniform Allowance - Civilian	5010204001	0.00	6,000.00	0.00	0.00	0.00	6,000.00	6,000.00	0.00	6,000.00	6,000.00	0 %	Refund of Clothing Allowance
Hazard Duty Pay - Civilian	5010211002	0.00	1,500.00	0.00	0.00	0.00	1,500.00	1,500.00	0.00	1,500.00	1,500.00	0 %	Overpayment of Hazard Pay
Traveling Expenses - Local	5020101000	0.00	0.00	833.00	0.00	0.00	833.00	833.00	0.00	833.00	833.00	0 %	Overpayment of Travelling Expenses
Traveling Expenses	5020201002	0.00	0.00	17,550.99	0.00	0.00	17,550.99	17,550.99	0.00	17,550.99	17,550.99	0 %	
Representation Expenses	5029903000	0.00	2,161.25	14,049.09	0.00	0.00	16,210.34	16,210.34	0.00	16,210.34	16,210.34	0 %	
Other Maintenance and Operating Expenses	5029999000	0.00	0.00	782.00	0.00	0.00	782.00	782.00	0.00	782.00	782.00	0 %	
Non-Cash Receipts		0.00	510,093.65	975,699.03	0.00	0.00	1,485,792.68	1,485,792.68	0.00	1,485,792.68	1,485,792.68	0 %	
Others		0.00	0.00	0.00	0.00	0.00	0.00	0.00	0.00	0.00	0.00	0 %	
Traveling Expenses	5020201002	0.00	0.00	0.00	0.00	0.00	0.00	0.00	0.00	0.00	0.00	0 %	
Collections effected through outright deductions from claims		0.00	510,093.65	975,699.03	0.00	0.00	1,485,792.68	1,485,792.68	0.00	1,485,792.68	1,485,792.68	0 %	
Due from Officers and Employees	1030502000	0.00	509,674.40	975,574.23	0.00	0.00	1,485,248.63	1,485,248.63	0.00	1,485,248.63	1,485,248.63	0 %	
Miscellaneous Income	4060999000	0.00	419.25	124.80	0.00	0.00	544.05	544.05	0.00	544.05	544.05	0 %	
<b>GRAND TOTAL</b>		<b>0.00</b>	<b>2,443,090.58</b>	<b>1,842,790.89</b>	<b>0.00</b>	<b>0.00</b>	<b>4,285,881.47</b>	<b>4,285,778.87</b>	<b>102.60</b>	<b>4,285,881.47</b>	<b>4,285,881.47</b>	<b>0 %</b>	

Certified Correct:  
  
 \_\_\_\_\_  
 JEFFREY D.M. GALARPE  
 Chief Accountant  
 Date: July 20, 2022

Recommending Approval:  
  
 \_\_\_\_\_  
 DANTE B. DE CHAVEZ  
 Director IV, Finance Service  
 Date: 07/21/22


Approved By:  
  
 \_\_\_\_\_  
 CLARITO ALEJANDRO D. MAGINO  
 Functional Group Head, Internal Management Group  
 Date: 02, VII, 2022


**QUARTERLY REPORT OF REVENUE AND OTHER RECEIPTS**


As at the Quarter Ending June 30, 2022

Department : Department of Budget and Management (DBM)  
 Agency : Office of the Secretary  
 Region : ALL  
 Division : ALL  
 Operating Unit : ALL  
 Organization Code (UACS) : ALL  
 Fund Cluster : 07 - Trust Receipts

Classification/Sources of Revenue and Other Receipts	UACS CODE	REVENUE TARGET (Annual) per BESF	Actual Revenue and Other Receipts Collections					Cumulative Remittance/Deposits to Date			Variance		Remarks
			1st Quarter Ending March 31	2nd Quarter Ending June 30	3rd Quarter Ending Sept. 30	4th Quarter Ending Dec. 31	Total	Remittance to BTr	Deposited with AGDB	TOTAL	Amount	%	
1	2	3	4	5	6	7	8=[(6+(-)7)-8+9]	9	10	11=(9+10)	12=(8-3)	13=(12/3)	14
Trust Receipts		0.00	201,440.00	2,018,205.00	0.00	0.00	2,219,645.00	2,194,645.00	25,000.00	2,219,645.00	2,219,645.00	0 %	
Other Trust Receipts Deposited with the National Treasury		0.00	201,440.00	2,018,205.00	0.00	0.00	2,219,645.00	2,194,645.00	25,000.00	2,219,645.00	2,219,645.00	0 %	
Performance Bond		0.00	56,440.00	1,873,205.00	0.00	0.00	1,929,645.00	1,929,645.00	0.00	1,929,645.00	1,929,645.00	0 %	
Sale of bid docs		0.00	145,000.00	145,000.00	0.00	0.00	290,000.00	265,000.00	25,000.00	290,000.00	290,000.00	0 %	
<b>GRAND TOTAL</b>		<b>0.00</b>	<b>201,440.00</b>	<b>2,018,205.00</b>	<b>0.00</b>	<b>0.00</b>	<b>2,219,645.00</b>	<b>2,194,645.00</b>	<b>25,000.00</b>	<b>2,219,645.00</b>	<b>2,219,645.00</b>	<b>0 %</b>	

Certified Correct:  
  
 \_\_\_\_\_  
**JEFFREY D.M. GALARPE**  
 Chief Accountant  
 Date: July 20, 2022

Recommending Approval:  
  
 \_\_\_\_\_  
**DANTE B. DE CHAVEZ**  
 Director IV, Finance Service  
 Date: 07/21/22

Approved By:  
  
 \_\_\_\_\_  
**CLARITO ALEJANDRO D. MAGSINO**  
 Functional Group Head, Internal Management Group  
 Date: 22. VII. 2022