

STATEMENT OF APPROPRIATIONS, ALLOTMENTS, OBLIGATIONS, DISBURSEMENTS AND BALANCES
As of the Quarter Ending June 30, 2021

Department: Department of Budget and Management (DBM)
Agency: Office of the Secretary
Operating Unit: All
Organization Code (UACS): 060010000000
Fund Cluster: 01 - Regular Agency Fund

Authorization: 01 - Current Year Appropriations
Report Status: ALL

Particulars	UACS CODE	Appropriation			Allotments					Current Year Obligations				
		Authorized Appropriation	Adjustments (Transfer (To)/From, Realignment)	Adjusted Appropriations	Allotments Received	Adjustments (Withdrawal, Realignment)	Transfer To	Transfer From	Adjusted Total Allotments	1st Quarter Ending 31-Mar	2nd Quarter Ending 30-Jun	3rd Quarter Ending Sept 30	4th Quarter Ending Dec. 31	Total
1	2	3	4	5=(3+4)	6	7	8	9	10=[(6+(-)7)-8+9]	11	12	13	14	15=(11+12+13+14)
I. Agency Specific Budget		1,741,505,000.00	-	1,741,505,000.00	1,741,505,000.00	-	-	-	1,741,505,000.00	336,118,684.99	310,839,814.26	-	-	646,958,499.25
Specific Budgets of National Government Agencies	1101101	1,741,505,000.00	-	1,741,505,000.00	1,741,505,000.00	-	-	-	1,741,505,000.00	336,118,684.99	310,839,814.26	-	-	646,958,499.25
General Administration and Support	1000000000000000	855,596,000.00	(846,540.00)	854,749,460.00	855,596,000.00	(846,540.00)	-	-	854,749,460.00	179,420,740.64	147,231,588.19	-	-	326,652,328.83
General Management and Supervision	100000100001000	841,860,000.00	(1,049,411.00)	840,810,589.00	841,860,000.00	(1,049,411.00)	-	-	840,810,589.00	176,741,870.27	146,513,534.46	-	-	323,255,404.73
Department of Budget and Management (DBM)	600000000000	841,860,000.00	(1,049,411.00)	840,810,589.00	841,860,000.00	(1,049,411.00)	-	-	840,810,589.00	176,741,870.27	146,513,534.46	-	-	323,255,404.73
Office of the Secretary	600100000000	841,860,000.00	(1,049,411.00)	840,810,589.00	841,860,000.00	(1,049,411.00)	-	-	840,810,589.00	176,741,870.27	146,513,534.46	-	-	323,255,404.73
Region I - Ilocos	600100000000	13,008,000.00	81,000.00	13,089,000.00	13,008,000.00	81,000.00	-	-	13,089,000.00	2,576,703.68	1,640,295.96	-	-	4,216,999.64
Regional Office - I	600103000001	13,008,000.00	81,000.00	13,089,000.00	13,008,000.00	81,000.00	-	-	13,089,000.00	2,576,703.68	1,640,295.96	-	-	4,216,999.64
PS		5,491,000.00	81,000.00	5,572,000.00	5,491,000.00	81,000.00	-	-	5,572,000.00	1,542,969.87	864,568.10	-	-	2,407,537.97
MOOE		5,771,000.00	-	5,771,000.00	5,771,000.00	-	-	-	5,771,000.00	787,383.81	677,827.86	-	-	1,465,211.67
FINEX		5,000.00	-	5,000.00	5,000.00	-	-	-	5,000.00	-	-	-	-	-
CO		1,741,000.00	-	1,741,000.00	1,741,000.00	-	-	-	1,741,000.00	246,350.00	97,900.00	-	-	344,250.00
Region II - Cagayan Valley	600100000000	12,223,000.00	78,000.00	12,301,000.00	12,223,000.00	78,000.00	-	-	12,301,000.00	2,967,666.09	2,911,900.80	-	-	5,879,566.89
Regional Office - II	600103000002	12,223,000.00	78,000.00	12,301,000.00	12,223,000.00	78,000.00	-	-	12,301,000.00	2,967,666.09	2,911,900.80	-	-	5,879,566.89
PS		7,054,000.00	78,000.00	7,132,000.00	7,054,000.00	78,000.00	-	-	7,132,000.00	1,668,108.21	2,182,558.80	-	-	3,850,667.01
MOOE		4,360,000.00	-	4,360,000.00	4,360,000.00	-	-	-	4,360,000.00	665,847.88	644,322.00	-	-	1,310,169.88
FINEX		5,000.00	-	5,000.00	5,000.00	-	-	-	5,000.00	-	-	-	-	-
CO		804,000.00	-	804,000.00	804,000.00	-	-	-	804,000.00	633,710.00	85,020.00	-	-	718,730.00
Region III - Central Luzon	600100000000	16,018,000.00	81,000.00	16,099,000.00	16,018,000.00	81,000.00	-	-	16,099,000.00	4,022,542.81	3,507,184.02	-	-	7,529,726.83
Regional Office - III	600103000003	16,018,000.00	81,000.00	16,099,000.00	16,018,000.00	81,000.00	-	-	16,099,000.00	4,022,542.81	3,507,184.02	-	-	7,529,726.83
PS		9,339,000.00	81,000.00	9,420,000.00	9,339,000.00	81,000.00	-	-	9,420,000.00	2,199,387.96	2,803,700.74	-	-	5,003,088.70
MOOE		5,702,000.00	-	5,702,000.00	5,702,000.00	-	-	-	5,702,000.00	1,144,254.94	416,523.28	-	-	1,560,778.22
FINEX		5,000.00	-	5,000.00	5,000.00	-	-	-	5,000.00	-	-	-	-	-
CO		972,000.00	-	972,000.00	972,000.00	-	-	-	972,000.00	678,899.91	286,960.00	-	-	965,859.91
Region IVA - CALABARZON	600100000000	12,891,000.00	60,000.00	12,951,000.00	12,891,000.00	60,000.00	-	-	12,951,000.00	1,950,507.26	2,205,737.71	-	-	4,156,244.97
Regional Office - IVA	600103000004	12,891,000.00	60,000.00	12,951,000.00	12,891,000.00	60,000.00	-	-	12,951,000.00	1,950,507.26	2,205,737.71	-	-	4,156,244.97
PS		9,446,000.00	60,000.00	9,506,000.00	9,446,000.00	60,000.00	-	-	9,506,000.00	1,355,443.60	1,552,522.91	-	-	2,907,966.51
MOOE		3,440,000.00	-	3,440,000.00	3,440,000.00	-	-	-	3,440,000.00	595,063.66	653,214.80	-	-	1,248,278.46
FINEX		5,000.00	-	5,000.00	5,000.00	-	-	-	5,000.00	-	-	-	-	-
CO		-	-	-	-	-	-	-	-	-	-	-	-	-
Region V - Bicol	600100000000	15,233,000.00	75,000.00	15,308,000.00	15,233,000.00	75,000.00	-	-	15,308,000.00	4,511,609.28	3,765,106.02	-	-	8,276,715.30
Regional Office V	600103000005	15,233,000.00	75,000.00	15,308,000.00	15,233,000.00	75,000.00	-	-	15,308,000.00	4,511,609.28	3,765,106.02	-	-	8,276,715.30
PS		6,692,000.00	75,000.00	6,767,000.00	6,692,000.00	75,000.00	-	-	6,767,000.00	3,034,364.01	1,960,560.48	-	-	4,994,924.49
MOOE		7,620,000.00	-	7,620,000.00	7,620,000.00	-	-	-	7,620,000.00	1,059,760.27	1,492,545.54	-	-	2,552,305.81
FINEX		6,000.00	-	6,000.00	6,000.00	-	-	-	6,000.00	-	-	-	-	-
CO		915,000.00	-	915,000.00	915,000.00	-	-	-	915,000.00	417,485.00	312,000.00	-	-	729,485.00
Region VI - Western Visayas	600100000000	11,747,000.00	84,000.00	11,831,000.00	11,747,000.00	84,000.00	-	-	11,831,000.00	2,002,253.27	3,305,515.41	-	-	5,307,768.68
Regional Office VI	600103000006	11,747,000.00	84,000.00	11,831,000.00	11,747,000.00	84,000.00	-	-	11,831,000.00	2,002,253.27	3,305,515.41	-	-	5,307,768.68
PS		5,679,000.00	84,000.00	5,763,000.00	5,679,000.00	84,000.00	-	-	5,763,000.00	1,368,000.16	2,199,584.21	-	-	3,567,584.37
MOOE		5,501,000.00	-	5,501,000.00	5,501,000.00	-	-	-	5,501,000.00	634,203.11	920,289.44	-	-	1,554,492.55
FINEX		5,000.00	-	5,000.00	5,000.00	-	-	-	5,000.00	50.00	250.00	-	-	300.00
CO		562,000.00	-	562,000.00	562,000.00	-	-	-	562,000.00	-	185,391.76	-	-	185,391.76
Region VII - Central Visayas	600100000000	13,475,000.00	69,000.00	13,544,000.00	13,475,000.00	69,000.00	-	-	13,544,000.00	2,262,256.15	4,361,529.18	-	-	6,623,785.33
Regional Office VII	600103000007	13,475,000.00	69,000.00	13,544,000.00	13,475,000.00	69,000.00	-	-	13,544,000.00	2,262,256.15	4,361,529.18	-	-	6,623,785.33
PS		6,742,000.00	69,000.00	6,811,000.00	6,742,000.00	69,000.00	-	-	6,811,000.00	1,754,451.60	2,167,209.73	-	-	3,921,661.33
MOOE		5,937,000.00	-	5,937,000.00	5,937,000.00	-	-	-	5,937,000.00	507,804.55	1,555,064.45	-	-	2,062,869.00
FINEX		6,000.00	-	6,000.00	6,000.00	-	-	-	6,000.00	-	-	-	-	-
CO		790,000.00	-	790,000.00	790,000.00	-	-	-	790,000.00	-	639,255.00	-	-	639,255.00
Region VIII - Eastern Visayas	600100000000	15,124,000.00	75,000.00	15,199,000.00	15,124,000.00	75,000.00	-	-	15,199,000.00	3,424,726.97	3,581,794.29	-	-	7,006,521.26
Regional Office VIII	600103000008	15,124,000.00	75,000.00	15,199,000.00	15,124,000.00	75,000.00	-	-	15,199,000.00	3,424,726.97	3,581,794.29	-	-	7,006,521.26
PS		8,357,000.00	75,000.00	8,432,000.00	8,357,000.00	75,000.00	-	-	8,432,000.00	1,970,779.27	2,479,778.53	-	-	4,450,557.80
MOOE		6,697,000.00	-	6,697,000.00	6,697,000.00	-	-	-	6,697,000.00	1,453,947.70	1,044,015.76	-	-	2,497,963.46
FINEX		10,000.00	-	10,000.00	10,000.00	-	-	-	10,000.00	-	-	-	-	-
CO		60,000.00	-	60,000.00	60,000.00	-	-	-	60,000.00	-	58,000.00	-	-	58,000.00

STATEMENT OF APPROPRIATIONS, ALLOTMENTS, OBLIGATIONS, DISBURSEMENTS AND BALANCES
As of the Quarter Ending June 30, 2021

Department: Department of Budget and Management (DBM)
 Agency: Office of the Secretary
 Operating Unit: All
 Organization Code (UACS): 060010000000
 Fund Cluster: 01 - Regular Agency Fund

Authorization: 01 - Current Year Appropriations
 Report Status: ALL

Particulars	UACS CODE	Appropriation			Allotments					Current Year Obligations				
		Authorized Appropriation	Adjustments (Transfer (To)/From, Realignment)	Adjusted Appropriations	Allotments Received	Adjustments (Withdrawal, Realignment)	Transfer To	Transfer From	Adjusted Total Allotments	1st Quarter Ending 31-Mar	2nd Quarter Ending 30-Jun	3rd Quarter Ending Sept. 30	4th Quarter Ending Dec. 31	Total
1	2	3	4	5=(3+4)	6	7	8	9	10=[(6+(-)7)-8+9]	11	12	13	14	15=(11+12+13+14)
Region IX - Zamboanga Peninsula	60010000000	14,560,000.00	69,000.00	14,629,000.00	14,560,000.00	69,000.00	-	-	14,629,000.00	2,171,704.88	3,229,236.61	-	-	5,400,941.49
Regional Office IX	60010300009	14,560,000.00	69,000.00	14,629,000.00	14,560,000.00	69,000.00	-	-	14,629,000.00	2,171,704.88	3,229,236.61	-	-	5,400,941.49
PS		8,882,000.00	69,000.00	8,951,000.00	8,882,000.00	69,000.00	-	-	8,951,000.00	1,753,701.58	2,470,236.97	-	-	4,223,938.55
MOOE		5,219,000.00	-	5,219,000.00	5,219,000.00	-	-	-	5,219,000.00	418,003.30	586,684.64	-	-	1,004,687.94
FINEX		5,000.00	-	5,000.00	5,000.00	-	-	-	5,000.00	-	300.00	-	-	300.00
CO		454,000.00	-	454,000.00	454,000.00	-	-	-	454,000.00	-	172,015.00	-	-	172,015.00
Region X - Northern Mindanao	60010000000	10,510,000.00	27,000.00	10,537,000.00	10,510,000.00	27,000.00	-	-	10,537,000.00	1,787,934.35	3,327,221.81	-	-	5,115,156.16
Regional Office X	60010300010	10,510,000.00	27,000.00	10,537,000.00	10,510,000.00	27,000.00	-	-	10,537,000.00	1,787,934.35	3,327,221.81	-	-	5,115,156.16
PS		5,550,000.00	27,000.00	5,577,000.00	5,550,000.00	27,000.00	-	-	5,577,000.00	1,404,452.19	1,919,428.32	-	-	3,323,880.51
MOOE		4,586,000.00	-	4,586,000.00	4,586,000.00	-	-	-	4,586,000.00	383,482.16	1,126,268.49	-	-	1,509,750.65
FINEX		5,000.00	-	5,000.00	5,000.00	-	-	-	5,000.00	-	-	-	-	-
CO		369,000.00	-	369,000.00	369,000.00	-	-	-	369,000.00	-	281,525.00	-	-	281,525.00
Region XI - Davao	60010000000	16,757,000.00	85,000.00	16,842,000.00	16,757,000.00	85,000.00	-	-	16,842,000.00	4,083,101.01	6,666,315.74	-	-	10,749,416.75
Regional Office XI	60010300011	16,757,000.00	85,000.00	16,842,000.00	16,757,000.00	85,000.00	-	-	16,842,000.00	4,083,101.01	6,666,315.74	-	-	10,749,416.75
PS		9,107,000.00	85,000.00	9,192,000.00	9,107,000.00	85,000.00	-	-	9,192,000.00	2,464,082.01	5,115,951.47	-	-	7,580,033.48
MOOE		6,608,000.00	-	6,608,000.00	6,608,000.00	-	-	-	6,608,000.00	1,618,519.00	1,549,664.27	-	-	3,168,183.27
FINEX		5,000.00	-	5,000.00	5,000.00	-	-	-	5,000.00	500.00	700.00	-	-	1,200.00
CO		1,037,000.00	-	1,037,000.00	1,037,000.00	-	-	-	1,037,000.00	-	-	-	-	-
Region XII - SOCCSKSARGEN	60010000000	14,074,000.00	69,000.00	14,143,000.00	14,074,000.00	69,000.00	-	-	14,143,000.00	3,027,857.47	3,679,788.89	-	-	6,707,646.36
Regional Office - XII	60010300012	14,074,000.00	69,000.00	14,143,000.00	14,074,000.00	69,000.00	-	-	14,143,000.00	3,027,857.47	3,679,788.89	-	-	6,707,646.36
PS		7,482,000.00	69,000.00	7,551,000.00	7,482,000.00	69,000.00	-	-	7,551,000.00	1,963,880.88	2,668,149.66	-	-	4,632,030.54
MOOE		6,587,000.00	-	6,587,000.00	6,587,000.00	-	-	-	6,587,000.00	1,063,976.59	1,010,839.23	-	-	2,074,815.82
FINEX		5,000.00	-	5,000.00	5,000.00	-	-	-	5,000.00	-	800.00	-	-	800.00
CO		-	-	-	-	-	-	-	-	-	-	-	-	-
National Capital Region (NCR)	60010000000	632,759,000.00	(1,890,540.00)	630,868,460.00	632,759,000.00	(1,890,540.00)	-	-	630,868,460.00	134,304,356.76	92,580,547.08	-	-	226,884,903.84
Central Office	60010100000	620,120,000.00	(1,953,540.00)	618,166,460.00	620,120,000.00	(1,953,540.00)	-	-	618,166,460.00	132,342,876.90	89,678,730.52	-	-	222,021,607.42
PS		302,248,000.00	(1,953,540.00)	300,294,460.00	302,248,000.00	(1,953,540.00)	-	-	300,294,460.00	43,610,264.90	61,601,465.08	-	-	105,211,729.98
MOOE		240,104,000.00	-	240,104,000.00	240,104,000.00	-	-	-	240,104,000.00	87,982,399.00	27,484,265.44	-	-	115,466,664.44
FINEX		20,000.00	-	20,000.00	20,000.00	-	-	-	20,000.00	-	-	-	-	-
CO		77,748,000.00	-	77,748,000.00	77,748,000.00	-	-	-	77,748,000.00	750,213.00	593,000.00	-	-	1,343,213.00
Regional Office - NCR	60010300013	12,639,000.00	63,000.00	12,702,000.00	12,639,000.00	63,000.00	-	-	12,702,000.00	1,961,479.86	2,901,816.56	-	-	4,863,296.42
PS		8,752,000.00	63,000.00	8,815,000.00	8,752,000.00	63,000.00	-	-	8,815,000.00	1,545,881.79	2,295,835.08	-	-	3,841,716.87
MOOE		3,712,000.00	-	3,712,000.00	3,712,000.00	-	-	-	3,712,000.00	415,598.07	605,981.48	-	-	1,021,579.55
FINEX		5,000.00	-	5,000.00	5,000.00	-	-	-	5,000.00	-	-	-	-	-
CO		170,000.00	-	170,000.00	170,000.00	-	-	-	170,000.00	-	-	-	-	-
Cordillera Administrative Region (CAR)	60010000000	12,427,000.00	78,000.00	12,505,000.00	12,427,000.00	78,000.00	-	-	12,505,000.00	2,537,570.74	3,741,243.28	-	-	6,278,814.02
Regional Office - CAR	60010300014	12,427,000.00	78,000.00	12,505,000.00	12,427,000.00	78,000.00	-	-	12,505,000.00	2,537,570.74	3,741,243.28	-	-	6,278,814.02
PS		8,903,000.00	78,000.00	8,981,000.00	8,903,000.00	78,000.00	-	-	8,981,000.00	2,108,928.26	3,074,794.83	-	-	5,183,723.09
MOOE		3,464,000.00	-	3,464,000.00	3,464,000.00	-	-	-	3,464,000.00	428,642.48	666,248.45	-	-	1,094,890.93
FINEX		5,000.00	-	5,000.00	5,000.00	-	-	-	5,000.00	-	200.00	-	-	200.00
CO		55,000.00	-	55,000.00	55,000.00	-	-	-	55,000.00	-	-	-	-	-
Region XIII - CARAGA	60010000000	15,412,000.00	63,000.00	15,475,000.00	15,412,000.00	63,000.00	-	-	15,475,000.00	2,755,066.19	3,503,338.29	-	-	6,258,404.48
Regional Office - XIII	60010300016	15,412,000.00	63,000.00	15,475,000.00	15,412,000.00	63,000.00	-	-	15,475,000.00	2,755,066.19	3,503,338.29	-	-	6,258,404.48
PS		8,768,000.00	63,000.00	8,831,000.00	8,768,000.00	63,000.00	-	-	8,831,000.00	1,619,283.72	2,261,886.69	-	-	3,881,170.41
MOOE		5,189,000.00	-	5,189,000.00	5,189,000.00	-	-	-	5,189,000.00	883,451.47	923,771.60	-	-	1,807,223.07
FINEX		5,000.00	-	5,000.00	5,000.00	-	-	-	5,000.00	-	-	-	-	-
CO		1,450,000.00	-	1,450,000.00	1,450,000.00	-	-	-	1,450,000.00	252,331.00	317,680.00	-	-	570,011.00
Region IVB - MIMAROPA	60010000000	15,642,000.00	(152,871.00)	15,489,129.00	15,642,000.00	(152,871.00)	-	-	15,489,129.00	2,356,013.36	4,506,779.37	-	-	6,862,792.73
Regional Office - IVB	60010300017	15,642,000.00	(152,871.00)	15,489,129.00	15,642,000.00	(152,871.00)	-	-	15,489,129.00	2,356,013.36	4,506,779.37	-	-	6,862,792.73
PS		8,688,000.00	(152,871.00)	8,535,129.00	8,688,000.00	(152,871.00)	-	-	8,535,129.00	1,751,444.40	2,638,765.78	-	-	4,390,210.18
MOOE		6,739,000.00	-	6,739,000.00	6,739,000.00	-	-	-	6,739,000.00	604,568.96	1,867,213.59	-	-	2,471,782.55
FINEX		5,000.00	-	5,000.00	5,000.00	-	-	-	5,000.00	-	800.00	-	-	800.00
CO		210,000.00	-	210,000.00	210,000.00	-	-	-	210,000.00	-	-	-	-	-

STATEMENT OF APPROPRIATIONS, ALLOTMENTS, OBLIGATIONS, DISBURSEMENTS AND BALANCES
As of the Quarter Ending June 30, 2021

Department: Department of Budget and Management (DBM)
Agency: Office of the Secretary
Operating Unit: All
Organization Code (UACS): 060010000000
Fund Cluster: 01 - Regular Agency Fund

Authorization: 01 - Current Year Appropriations
Report Status: ALL

Particulars	UACS CODE	Appropriation			Allotments					Current Year Obligations				
		Authorized Appropriation	Adjustments (Transfer (To)/From, Realignment)	Adjusted Appropriations	Allotments Received	Adjustments (Withdrawal, Realignment)	Transfer To	Transfer From	Adjusted Total Allotments	1st Quarter Ending 31-Mar	2nd Quarter Ending 30-Jun	3rd Quarter Ending Sept. 30	4th Quarter Ending Dec. 31	Total
1	2	3	4	5=(3+4)	6	7	8	9	10=[(6+(-)7)-8+9]	11	12	13	14	15=(11+12+13+14)
Administration of Personnel Benefits	100000100002000	13,736,000.00	202,871.00	13,938,871.00	13,736,000.00	202,871.00	-	-	13,938,871.00	2,678,870.37	718,053.73	-	-	3,396,924.10
Department of Budget and Management (DBM)	600000000000	13,736,000.00	202,871.00	13,938,871.00	13,736,000.00	202,871.00	-	-	13,938,871.00	2,678,870.37	718,053.73	-	-	3,396,924.10
Office of the Secretary	600100000000	13,736,000.00	202,871.00	13,938,871.00	13,736,000.00	202,871.00	-	-	13,938,871.00	2,678,870.37	718,053.73	-	-	3,396,924.10
Region I - Ilocos	600100000000	1,420,000.00	-	1,420,000.00	1,420,000.00	-	-	-	1,420,000.00	-	-	-	-	-
Regional Office - I	600103000001	1,420,000.00	-	1,420,000.00	1,420,000.00	-	-	-	1,420,000.00	-	-	-	-	-
PS		1,420,000.00	-	1,420,000.00	1,420,000.00	-	-	-	1,420,000.00	-	-	-	-	-
Region IX - Zamboanga Peninsula	600100000000	2,653,000.00	-	2,653,000.00	2,653,000.00	-	-	-	2,653,000.00	-	178,309.37	-	-	178,309.37
Regional Office IX	600103000009	2,653,000.00	-	2,653,000.00	2,653,000.00	-	-	-	2,653,000.00	-	178,309.37	-	-	178,309.37
PS		2,653,000.00	-	2,653,000.00	2,653,000.00	-	-	-	2,653,000.00	-	178,309.37	-	-	178,309.37
Region XI - Davao	600100000000	2,958,000.00	(10,000.00)	2,948,000.00	2,958,000.00	(10,000.00)	-	-	2,948,000.00	-	-	-	-	-
Regional Office XI	600103000011	2,958,000.00	(10,000.00)	2,948,000.00	2,958,000.00	(10,000.00)	-	-	2,948,000.00	-	-	-	-	-
PS		2,958,000.00	(10,000.00)	2,948,000.00	2,958,000.00	(10,000.00)	-	-	2,948,000.00	-	-	-	-	-
National Capital Region (NCR)	600100000000	4,239,000.00	-	4,239,000.00	4,239,000.00	-	-	-	4,239,000.00	-	539,744.36	-	-	539,744.36
Central Office	600101000000	4,239,000.00	-	4,239,000.00	4,239,000.00	-	-	-	4,239,000.00	-	539,744.36	-	-	539,744.36
PS		4,239,000.00	-	4,239,000.00	4,239,000.00	-	-	-	4,239,000.00	-	539,744.36	-	-	539,744.36
Region IVB - MIMAROPA	600100000000	2,466,000.00	212,871.00	2,678,871.00	2,466,000.00	212,871.00	-	-	2,678,871.00	2,678,870.37	-	-	-	2,678,870.37
Regional Office - IVB	600103000017	2,466,000.00	212,871.00	2,678,871.00	2,466,000.00	212,871.00	-	-	2,678,871.00	2,678,870.37	-	-	-	2,678,870.37
PS		2,466,000.00	212,871.00	2,678,871.00	2,466,000.00	212,871.00	-	-	2,678,871.00	2,678,870.37	-	-	-	2,678,870.37
Support to Operations	2000000000000000	406,192,000.00	965,684.00	407,157,684.00	406,192,000.00	965,684.00	-	-	407,157,684.00	45,283,770.70	53,715,929.08	-	-	98,999,699.78
Legal services	200000100001000	27,472,000.00	173,000.00	27,645,000.00	27,472,000.00	173,000.00	-	-	27,645,000.00	5,233,209.31	6,746,517.69	-	-	11,979,727.00
Department of Budget and Management (DBM)	600000000000	27,472,000.00	173,000.00	27,645,000.00	27,472,000.00	173,000.00	-	-	27,645,000.00	5,233,209.31	6,746,517.69	-	-	11,979,727.00
Office of the Secretary	600100000000	27,472,000.00	173,000.00	27,645,000.00	27,472,000.00	173,000.00	-	-	27,645,000.00	5,233,209.31	6,746,517.69	-	-	11,979,727.00
National Capital Region (NCR)	600100000000	27,472,000.00	173,000.00	27,645,000.00	27,472,000.00	173,000.00	-	-	27,645,000.00	5,233,209.31	6,746,517.69	-	-	11,979,727.00
Central Office	600101000000	27,472,000.00	173,000.00	27,645,000.00	27,472,000.00	173,000.00	-	-	27,645,000.00	5,233,209.31	6,746,517.69	-	-	11,979,727.00
PS		24,066,000.00	173,000.00	24,239,000.00	24,066,000.00	173,000.00	-	-	24,239,000.00	4,618,640.88	6,401,277.67	-	-	11,019,918.55
MOOE		3,406,000.00	-	3,406,000.00	3,406,000.00	-	-	-	3,406,000.00	614,568.43	345,240.02	-	-	959,808.45
CO		-	-	-	-	-	-	-	-	-	-	-	-	-
Information and communications technology systems	200000100002000	188,326,000.00	565,225.00	188,891,225.00	188,326,000.00	565,225.00	-	-	188,891,225.00	34,923,015.26	41,177,830.96	-	-	76,100,846.22
Department of Budget and Management (DBM)	600000000000	188,326,000.00	565,225.00	188,891,225.00	188,326,000.00	565,225.00	-	-	188,891,225.00	34,923,015.26	41,177,830.96	-	-	76,100,846.22
Office of the Secretary	600100000000	188,326,000.00	565,225.00	188,891,225.00	188,326,000.00	565,225.00	-	-	188,891,225.00	34,923,015.26	41,177,830.96	-	-	76,100,846.22
National Capital Region (NCR)	600100000000	188,326,000.00	565,225.00	188,891,225.00	188,326,000.00	565,225.00	-	-	188,891,225.00	34,923,015.26	41,177,830.96	-	-	76,100,846.22
Central Office	600101000000	188,326,000.00	565,225.00	188,891,225.00	188,326,000.00	565,225.00	-	-	188,891,225.00	34,923,015.26	41,177,830.96	-	-	76,100,846.22
PS		21,805,000.00	565,225.00	22,370,225.00	21,805,000.00	565,225.00	-	-	22,370,225.00	4,419,296.08	6,049,180.96	-	-	10,468,477.04
MOOE		166,418,000.00	-	166,418,000.00	166,418,000.00	-	-	-	166,418,000.00	30,503,719.18	35,128,650.00	-	-	65,632,369.18
CO		103,000.00	-	103,000.00	103,000.00	-	-	-	103,000.00	-	-	-	-	-
Budget Information and Training Services	200000100003000	25,496,000.00	227,459.00	25,723,459.00	25,496,000.00	227,459.00	-	-	25,723,459.00	4,806,169.60	5,760,153.88	-	-	10,566,323.48
Department of Budget and Management (DBM)	600000000000	25,496,000.00	227,459.00	25,723,459.00	25,496,000.00	227,459.00	-	-	25,723,459.00	4,806,169.60	5,760,153.88	-	-	10,566,323.48
Office of the Secretary	600100000000	25,496,000.00	227,459.00	25,723,459.00	25,496,000.00	227,459.00	-	-	25,723,459.00	4,806,169.60	5,760,153.88	-	-	10,566,323.48
National Capital Region (NCR)	600100000000	25,496,000.00	227,459.00	25,723,459.00	25,496,000.00	227,459.00	-	-	25,723,459.00	4,806,169.60	5,760,153.88	-	-	10,566,323.48
Central Office	600101000000	25,496,000.00	227,459.00	25,723,459.00	25,496,000.00	227,459.00	-	-	25,723,459.00	4,806,169.60	5,760,153.88	-	-	10,566,323.48
PS		15,324,000.00	227,459.00	15,551,459.00	15,324,000.00	227,459.00	-	-	15,551,459.00	2,917,160.27	4,629,057.96	-	-	7,546,218.23
MOOE		10,172,000.00	-	10,172,000.00	10,172,000.00	-	-	-	10,172,000.00	1,889,009.33	1,131,095.92	-	-	3,020,105.25
CO		-	-	-	-	-	-	-	-	-	-	-	-	-
Budget Improvement Project	200000200001000	3,551,000.00	-	3,551,000.00	3,551,000.00	-	-	-	3,551,000.00	-	2,288.00	-	-	2,288.00
Department of Budget and Management (DBM)	600000000000	3,551,000.00	-	3,551,000.00	3,551,000.00	-	-	-	3,551,000.00	-	2,288.00	-	-	2,288.00
Office of the Secretary	600100000000	3,551,000.00	-	3,551,000.00	3,551,000.00	-	-	-	3,551,000.00	-	2,288.00	-	-	2,288.00
National Capital Region (NCR)	600100000000	3,551,000.00	-	3,551,000.00	3,551,000.00	-	-	-	3,551,000.00	-	2,288.00	-	-	2,288.00
Central Office	600101000000	3,551,000.00	-	3,551,000.00	3,551,000.00	-	-	-	3,551,000.00	-	2,288.00	-	-	2,288.00
MOOE		3,551,000.00	-	3,551,000.00	3,551,000.00	-	-	-	3,551,000.00	-	2,288.00	-	-	2,288.00
Public Financial Management Program	200000200002000	161,347,000.00	-	161,347,000.00	161,347,000.00	-	-	-	161,347,000.00	321,376.53	29,138.55	-	-	350,515.08
Department of Budget and Management (DBM)	600000000000	161,347,000.00	-	161,347,000.00	161,347,000.00	-	-	-	161,347,000.00	321,376.53	29,138.55	-	-	350,515.08
Office of the Secretary	600100000000	161,347,000.00	-	161,347,000.00	161,347,000.00	-	-	-	161,347,000.00	321,376.53	29,138.55	-	-	350,515.08
National Capital Region (NCR)	600100000000	161,347,000.00	-	161,347,000.00	161,347,000.00	-	-	-	161,347,000.00	321,376.53	29,138.55	-	-	350,515.08
Central Office	600101000000	161,347,000.00	-	161,347,000.00	161,347,000.00	-	-	-	161,347,000.00	321,376.53	29,138.55	-	-	350,515.08
MOOE		161,347,000.00	-	161,347,000.00	161,347,000.00	-	-	-	161,347,000.00	321,376.53	29,138.55	-	-	350,515.08
CO		-	-	-	-	-	-	-	-	-	-	-	-	-

STATEMENT OF APPROPRIATIONS, ALLOTMENTS, OBLIGATIONS, DISBURSEMENTS AND BALANCES
As of the Quarter Ending June 30, 2021

Department: Department of Budget and Management (DBM)
Agency: Office of the Secretary
Operating Unit: All
Organization Code (UACS): 060010000000
Fund Cluster: 01 - Regular Agency Fund

Authorization: 01 - Current Year Appropriations
Report Status: ALL

Particulars	UACS CODE	Appropriation			Allotments					Current Year Obligations				
		Authorized Appropriation	Adjustments (Transfer (To)/From, Realignment)	Adjusted Appropriations	Allotments Received	Adjustments (Withdrawal, Realignment)	Transfer To	Transfer From	Adjusted Total Allotments	1st Quarter Ending 31-Mar	2nd Quarter Ending 30-Jun	3rd Quarter Ending Sept. 30	4th Quarter Ending Dec. 31	Total
1	2	3	4	5=(3+4)	6	7	8	9	10=[(6+(-)7)-8+9]	11	12	13	14	15=(11+12+13+14)
Operations	30000000000000	479,717,000.00	(119,144.00)	479,597,856.00	479,717,000.00	(119,144.00)	-	-	479,597,856.00	111,414,173.65	109,892,296.99	-	-	221,306,470.64
OO : Allocative efficiency and operational effectiveness enhanced	3100000000000000	454,326,000.00	(383,611.00)	453,942,389.00	454,326,000.00	(383,611.00)	-	-	453,942,389.00	107,196,193.52	104,663,806.49	-	-	211,860,000.01
ORGANIZATIONAL AND PRODUCTIVITY ENHANCEMENT	3101000000000000	44,502,000.00	280,866.00	44,782,866.00	44,502,000.00	280,866.00	-	-	44,782,866.00	9,054,066.21	11,136,666.71	-	-	20,190,732.92
Policy formulation, standards-setting and evaluation of management systems improvement and productivity enhancement initiatives	3101001000010000	15,589,000.00	123,000.00	15,712,000.00	15,589,000.00	123,000.00	-	-	15,712,000.00	3,249,942.81	3,862,107.56	-	-	7,112,050.37
Department of Budget and Management (DBM)	60000000000000	15,589,000.00	123,000.00	15,712,000.00	15,589,000.00	123,000.00	-	-	15,712,000.00	3,249,942.81	3,862,107.56	-	-	7,112,050.37
Office of the Secretary	60010000000000	15,589,000.00	123,000.00	15,712,000.00	15,589,000.00	123,000.00	-	-	15,712,000.00	3,249,942.81	3,862,107.56	-	-	7,112,050.37
National Capital Region (NCR)	60010000000000	15,589,000.00	123,000.00	15,712,000.00	15,589,000.00	123,000.00	-	-	15,712,000.00	3,249,942.81	3,862,107.56	-	-	7,112,050.37
Central Office	60010100000000	15,589,000.00	123,000.00	15,712,000.00	15,589,000.00	123,000.00	-	-	15,712,000.00	3,249,942.81	3,862,107.56	-	-	7,112,050.37
PS	60010100000000	13,696,000.00	123,000.00	13,819,000.00	13,696,000.00	123,000.00	-	-	13,819,000.00	2,653,322.55	3,767,462.34	-	-	6,420,784.89
MOOE	60010100000000	1,868,000.00	-	1,868,000.00	1,868,000.00	-	-	-	1,868,000.00	596,620.26	94,645.22	-	-	691,265.48
CO	60010100000000	25,000.00	-	25,000.00	25,000.00	-	-	-	25,000.00	-	-	-	-	-
Policy formulation, standards-setting, evaluation of organization and staffing modification, compensation, position classification and administration of the unified compensation and position classification system	3101001000020000	28,913,000.00	157,866.00	29,070,866.00	28,913,000.00	157,866.00	-	-	29,070,866.00	5,804,123.40	7,274,559.15	-	-	13,078,682.55
Department of Budget and Management (DBM)	60000000000000	28,913,000.00	157,866.00	29,070,866.00	28,913,000.00	157,866.00	-	-	29,070,866.00	5,804,123.40	7,274,559.15	-	-	13,078,682.55
Office of the Secretary	60010000000000	28,913,000.00	157,866.00	29,070,866.00	28,913,000.00	157,866.00	-	-	29,070,866.00	5,804,123.40	7,274,559.15	-	-	13,078,682.55
National Capital Region (NCR)	60010000000000	28,913,000.00	157,866.00	29,070,866.00	28,913,000.00	157,866.00	-	-	29,070,866.00	5,804,123.40	7,274,559.15	-	-	13,078,682.55
Central Office	60010100000000	28,913,000.00	157,866.00	29,070,866.00	28,913,000.00	157,866.00	-	-	29,070,866.00	5,804,123.40	7,274,559.15	-	-	13,078,682.55
PS	60010100000000	25,679,000.00	157,866.00	25,836,866.00	25,679,000.00	157,866.00	-	-	25,836,866.00	5,175,302.42	7,192,029.93	-	-	12,367,332.35
MOOE	60010100000000	3,234,000.00	-	3,234,000.00	3,234,000.00	-	-	-	3,234,000.00	628,820.98	82,529.22	-	-	711,350.20
BUDGET OPERATIONS AND PERFORMANCE MANAGEMENT	3102000000000000	392,276,000.00	(775,477.00)	391,500,523.00	392,276,000.00	(775,477.00)	-	-	391,500,523.00	94,668,251.13	89,719,295.31	-	-	184,387,546.44
Policy formulation and standard-setting on budget preparation, execution, and accountability of the NGAs, GOCCs, SUCs and LGUs	3102001000020000	59,004,000.00	106,716.00	59,110,716.00	59,004,000.00	106,716.00	-	-	59,110,716.00	30,294,076.62	7,207,738.22	-	-	37,501,814.84
Department of Budget and Management (DBM)	60000000000000	59,004,000.00	106,716.00	59,110,716.00	59,004,000.00	106,716.00	-	-	59,110,716.00	30,294,076.62	7,207,738.22	-	-	37,501,814.84
Office of the Secretary	60010000000000	59,004,000.00	106,716.00	59,110,716.00	59,004,000.00	106,716.00	-	-	59,110,716.00	30,294,076.62	7,207,738.22	-	-	37,501,814.84
National Capital Region (NCR)	60010000000000	59,004,000.00	106,716.00	59,110,716.00	59,004,000.00	106,716.00	-	-	59,110,716.00	30,294,076.62	7,207,738.22	-	-	37,501,814.84
Central Office	60010100000000	59,004,000.00	106,716.00	59,110,716.00	59,004,000.00	106,716.00	-	-	59,110,716.00	30,294,076.62	7,207,738.22	-	-	37,501,814.84
PS	60010100000000	24,290,000.00	106,716.00	24,396,716.00	24,290,000.00	106,716.00	-	-	24,396,716.00	4,881,311.88	7,086,398.32	-	-	11,967,710.20
MOOE	60010100000000	34,714,000.00	-	34,714,000.00	34,714,000.00	-	-	-	34,714,000.00	25,412,764.74	121,339.90	-	-	25,534,104.64
Preparation, administration and review of the budget of National Government Agencies, GOCCs, SUCs and LGUs	3102001000030000	333,272,000.00	(882,193.00)	332,389,807.00	333,272,000.00	(882,193.00)	-	-	332,389,807.00	64,374,174.51	82,511,557.09	-	-	146,885,731.60
Department of Budget and Management (DBM)	60000000000000	333,272,000.00	(882,193.00)	332,389,807.00	333,272,000.00	(882,193.00)	-	-	332,389,807.00	64,374,174.51	82,511,557.09	-	-	146,885,731.60
Office of the Secretary	60010000000000	333,272,000.00	(882,193.00)	332,389,807.00	333,272,000.00	(882,193.00)	-	-	332,389,807.00	64,374,174.51	82,511,557.09	-	-	146,885,731.60
Region I - Ilocos	60010000000000	13,657,000.00	-	13,657,000.00	13,657,000.00	-	-	-	13,657,000.00	1,340,494.82	3,145,317.56	-	-	4,485,812.38
Regional Office - I	60010300000100	13,657,000.00	-	13,657,000.00	13,657,000.00	-	-	-	13,657,000.00	1,340,494.82	3,145,317.56	-	-	4,485,812.38
PS	60010300000100	12,698,000.00	-	12,698,000.00	12,698,000.00	-	-	-	12,698,000.00	1,315,294.82	3,013,205.59	-	-	4,328,500.41
MOOE	60010300000100	959,000.00	-	959,000.00	959,000.00	-	-	-	959,000.00	25,200.00	132,111.97	-	-	157,311.97
Region II - Cagayan Valley	60010000000000	13,890,000.00	-	13,890,000.00	13,890,000.00	-	-	-	13,890,000.00	2,824,664.44	3,759,373.24	-	-	6,584,037.68
Regional Office - II	60010300000200	13,890,000.00	-	13,890,000.00	13,890,000.00	-	-	-	13,890,000.00	2,824,664.44	3,759,373.24	-	-	6,584,037.68
PS	60010300000200	12,675,000.00	-	12,675,000.00	12,675,000.00	-	-	-	12,675,000.00	2,811,456.31	3,599,392.39	-	-	6,410,848.70
MOOE	60010300000200	1,215,000.00	-	1,215,000.00	1,215,000.00	-	-	-	1,215,000.00	13,208.13	159,980.85	-	-	173,188.98
Region III - Central Luzon	60010000000000	13,448,000.00	-	13,448,000.00	13,448,000.00	-	-	-	13,448,000.00	3,035,003.24	3,227,040.89	-	-	6,262,044.13
Regional Office - III	60010300000300	13,448,000.00	-	13,448,000.00	13,448,000.00	-	-	-	13,448,000.00	3,035,003.24	3,227,040.89	-	-	6,262,044.13
PS	60010300000300	12,013,000.00	-	12,013,000.00	12,013,000.00	-	-	-	12,013,000.00	2,730,641.04	3,440,452.23	-	-	6,171,093.27
MOOE	60010300000300	1,435,000.00	-	1,435,000.00	1,435,000.00	-	-	-	1,435,000.00	304,362.20	(213,411.34)	-	-	90,950.86
Region IVA - CALABARZON	60010000000000	7,065,000.00	-	7,065,000.00	7,065,000.00	-	-	-	7,065,000.00	1,544,745.09	1,782,090.25	-	-	3,326,835.34
Regional Office - IVA	60010300000400	7,065,000.00	-	7,065,000.00	7,065,000.00	-	-	-	7,065,000.00	1,544,745.09	1,782,090.25	-	-	3,326,835.34
PS	60010300000400	6,065,000.00	-	6,065,000.00	6,065,000.00	-	-	-	6,065,000.00	1,473,642.04	1,641,071.25	-	-	3,114,713.29
MOOE	60010300000400	1,000,000.00	-	1,000,000.00	1,000,000.00	-	-	-	1,000,000.00	71,103.05	141,019.00	-	-	212,122.05
Region V - Bicol	60010000000000	8,638,000.00	-	8,638,000.00	8,638,000.00	-	-	-	8,638,000.00	1,523,520.31	2,252,079.23	-	-	3,775,599.54
Regional Office V	60010300000500	8,638,000.00	-	8,638,000.00	8,638,000.00	-	-	-	8,638,000.00	1,523,520.31	2,252,079.23	-	-	3,775,599.54
PS	60010300000500	7,195,000.00	-	7,195,000.00	7,195,000.00	-	-	-	7,195,000.00	1,503,744.81	2,175,681.48	-	-	3,679,426.29
MOOE	60010300000500	1,443,000.00	-	1,443,000.00	1,443,000.00	-	-	-	1,443,000.00	19,775.50	76,397.75	-	-	96,173.25

STATEMENT OF APPROPRIATIONS, ALLOTMENTS, OBLIGATIONS, DISBURSEMENTS AND BALANCES
As of the Quarter Ending June 30, 2021

Department: Department of Budget and Management (DBM)
Agency: Office of the Secretary
Operating Unit: All
Organization Code (UACS): 060010000000
Fund Cluster: 01 - Regular Agency Fund

Authorization: 01 - Current Year Appropriations
Report Status: ALL

Particulars	UACS CODE	Appropriation			Allotments					Current Year Obligations				
		Authorized Appropriation	Adjustments (Transfer To)/From, Realignment)	Adjusted Appropriations	Allotments Received	Adjustments (Withdrawal, Realignment)	Transfer To	Transfer From	Adjusted Total Allotments	1st Quarter Ending 31-Mar	2nd Quarter Ending 30-Jun	3rd Quarter Ending Sept. 30	4th Quarter Ending Dec. 31	Total
1	2	3	4	5=(3+4)	6	7	8	9	10=[(6+(-)7)-8+9]	11	12	13	14	15=(11+12+13+14)
Region VI - Western Visayas	60010000000	15,051,000.00	-	15,051,000.00	15,051,000.00	-	-	-	15,051,000.00	3,126,707.55	3,910,282.05	-	-	7,036,989.60
Regional Office VI	60010300006	15,051,000.00	-	15,051,000.00	15,051,000.00	-	-	-	15,051,000.00	3,126,707.55	3,910,282.05	-	-	7,036,989.60
PS		13,905,000.00	-	13,905,000.00	13,905,000.00	-	-	-	13,905,000.00	3,101,507.55	3,885,082.05	-	-	6,986,589.60
MOOE		1,146,000.00	-	1,146,000.00	1,146,000.00	-	-	-	1,146,000.00	25,200.00	25,200.00	-	-	50,400.00
Region VII - Central Visayas	60010000000	9,133,000.00	-	9,133,000.00	9,133,000.00	-	-	-	9,133,000.00	1,914,149.24	2,531,045.44	-	-	4,445,194.68
Regional Office VII	60010300007	9,133,000.00	-	9,133,000.00	9,133,000.00	-	-	-	9,133,000.00	1,914,149.24	2,531,045.44	-	-	4,445,194.68
PS		8,007,000.00	-	8,007,000.00	8,007,000.00	-	-	-	8,007,000.00	1,878,689.12	2,455,105.91	-	-	4,333,795.03
MOOE		1,126,000.00	-	1,126,000.00	1,126,000.00	-	-	-	1,126,000.00	35,460.12	75,939.53	-	-	111,399.65
Region VIII - Eastern Visayas	60010000000	13,130,000.00	-	13,130,000.00	13,130,000.00	-	-	-	13,130,000.00	2,556,692.95	3,445,866.20	-	-	6,002,559.15
Regional Office VIII	60010300008	13,130,000.00	-	13,130,000.00	13,130,000.00	-	-	-	13,130,000.00	2,556,692.95	3,445,866.20	-	-	6,002,559.15
PS		11,371,000.00	-	11,371,000.00	11,371,000.00	-	-	-	11,371,000.00	2,556,692.95	3,405,142.77	-	-	5,961,835.72
MOOE		1,759,000.00	-	1,759,000.00	1,759,000.00	-	-	-	1,759,000.00	-	40,723.43	-	-	40,723.43
Region IX - Zamboanga Peninsula	60010000000	9,415,000.00	-	9,415,000.00	9,415,000.00	-	-	-	9,415,000.00	1,490,693.67	2,474,479.50	-	-	3,965,173.17
Regional Office IX	60010300009	9,415,000.00	-	9,415,000.00	9,415,000.00	-	-	-	9,415,000.00	1,490,693.67	2,474,479.50	-	-	3,965,173.17
PS		7,632,000.00	-	7,632,000.00	7,632,000.00	-	-	-	7,632,000.00	1,478,353.53	2,456,242.22	-	-	3,934,595.75
MOOE		1,783,000.00	-	1,783,000.00	1,783,000.00	-	-	-	1,783,000.00	12,340.14	18,237.28	-	-	30,577.42
Region X - Northern Mindanao	60010000000	11,185,000.00	33,000.00	11,218,000.00	11,185,000.00	33,000.00	-	-	11,218,000.00	2,070,779.12	2,980,759.25	-	-	5,051,538.37
Regional Office X	60010300010	11,185,000.00	33,000.00	11,218,000.00	11,185,000.00	33,000.00	-	-	11,218,000.00	2,070,779.12	2,980,759.25	-	-	5,051,538.37
PS		9,814,000.00	33,000.00	9,847,000.00	9,814,000.00	33,000.00	-	-	9,847,000.00	2,065,643.12	2,971,059.25	-	-	5,036,702.37
MOOE		1,371,000.00	-	1,371,000.00	1,371,000.00	-	-	-	1,371,000.00	5,136.00	9,700.00	-	-	14,836.00
Region XI - Davao	60010000000	13,047,000.00	-	13,047,000.00	13,047,000.00	-	-	-	13,047,000.00	1,728,166.00	1,014,723.11	-	-	2,742,889.11
Regional Office XI	60010300011	13,047,000.00	-	13,047,000.00	13,047,000.00	-	-	-	13,047,000.00	1,728,166.00	1,014,723.11	-	-	2,742,889.11
PS		10,213,000.00	-	10,213,000.00	10,213,000.00	-	-	-	10,213,000.00	1,728,166.00	945,596.27	-	-	2,673,762.27
MOOE		2,834,000.00	-	2,834,000.00	2,834,000.00	-	-	-	2,834,000.00	-	69,126.84	-	-	69,126.84
Region XII - SOCCSKSARGEN	60010000000	12,146,000.00	-	12,146,000.00	12,146,000.00	-	-	-	12,146,000.00	2,240,869.08	3,105,594.21	-	-	5,346,463.29
Regional Office - XII	60010300012	12,146,000.00	-	12,146,000.00	12,146,000.00	-	-	-	12,146,000.00	2,240,869.08	3,105,594.21	-	-	5,346,463.29
PS		10,683,000.00	-	10,683,000.00	10,683,000.00	-	-	-	10,683,000.00	2,159,498.37	3,048,104.17	-	-	5,207,602.54
MOOE		1,463,000.00	-	1,463,000.00	1,463,000.00	-	-	-	1,463,000.00	81,370.71	57,490.04	-	-	138,860.75
CO		-	-	-	-	-	-	-	-	-	-	-	-	-
National Capital Region (NCR)	60010000000	160,390,000.00	(915,193.00)	159,474,807.00	160,390,000.00	(915,193.00)	-	-	159,474,807.00	32,781,118.19	40,499,021.62	-	-	73,280,139.81
Central Office	60010100000	151,193,000.00	(915,193.00)	150,277,807.00	151,193,000.00	(915,193.00)	-	-	150,277,807.00	30,844,276.97	38,218,477.84	-	-	69,062,754.81
PS		137,390,000.00	(915,193.00)	136,474,807.00	137,390,000.00	(915,193.00)	-	-	136,474,807.00	26,489,257.94	37,469,159.15	-	-	63,958,417.09
MOOE		13,753,000.00	-	13,753,000.00	13,753,000.00	-	-	-	13,753,000.00	4,355,019.03	749,318.69	-	-	5,104,337.72
CO		50,000.00	-	50,000.00	50,000.00	-	-	-	50,000.00	-	-	-	-	-
Regional Office - NCR	60010300013	9,197,000.00	-	9,197,000.00	9,197,000.00	-	-	-	9,197,000.00	1,936,841.22	2,280,543.78	-	-	4,217,385.00
PS		7,842,000.00	-	7,842,000.00	7,842,000.00	-	-	-	7,842,000.00	1,636,352.61	2,267,871.29	-	-	3,904,223.90
MOOE		1,355,000.00	-	1,355,000.00	1,355,000.00	-	-	-	1,355,000.00	300,488.61	12,672.49	-	-	313,161.10
CO		-	-	-	-	-	-	-	-	-	-	-	-	-
Cordillera Administrative Region (CAR)	60010000000	10,861,000.00	-	10,861,000.00	10,861,000.00	-	-	-	10,861,000.00	2,193,958.98	3,277,213.08	-	-	5,471,172.06
Regional Office - CAR	60010300014	10,861,000.00	-	10,861,000.00	10,861,000.00	-	-	-	10,861,000.00	2,193,958.98	3,277,213.08	-	-	5,471,172.06
PS		9,596,000.00	-	9,596,000.00	9,596,000.00	-	-	-	9,596,000.00	2,185,634.03	3,187,940.61	-	-	5,373,574.64
MOOE		1,265,000.00	-	1,265,000.00	1,265,000.00	-	-	-	1,265,000.00	8,324.95	89,272.47	-	-	97,597.42
Region XIII - CARAGA	60010000000	11,144,000.00	-	11,144,000.00	11,144,000.00	-	-	-	11,144,000.00	2,222,202.85	2,875,306.62	-	-	5,097,509.47
Regional Office - XIII	60010300016	11,144,000.00	-	11,144,000.00	11,144,000.00	-	-	-	11,144,000.00	2,222,202.85	2,875,306.62	-	-	5,097,509.47
PS		9,684,000.00	-	9,684,000.00	9,684,000.00	-	-	-	9,684,000.00	2,050,716.13	2,639,157.00	-	-	4,689,873.13
MOOE		1,460,000.00	-	1,460,000.00	1,460,000.00	-	-	-	1,460,000.00	171,486.72	236,149.62	-	-	407,636.34
Region IVB - MIMAROPA	60010000000	11,072,000.00	-	11,072,000.00	11,072,000.00	-	-	-	11,072,000.00	1,780,408.98	2,231,364.84	-	-	4,011,773.82
Regional Office - IVB	60010300017	11,072,000.00	-	11,072,000.00	11,072,000.00	-	-	-	11,072,000.00	1,780,408.98	2,231,364.84	-	-	4,011,773.82
PS		9,274,000.00	-	9,274,000.00	9,274,000.00	-	-	-	9,274,000.00	1,758,008.98	2,154,344.84	-	-	3,912,353.82
MOOE		1,798,000.00	-	1,798,000.00	1,798,000.00	-	-	-	1,798,000.00	22,400.00	77,020.00	-	-	99,420.00
CO		-	-	-	-	-	-	-	-	-	-	-	-	-

STATEMENT OF APPROPRIATIONS, ALLOTMENTS, OBLIGATIONS, DISBURSEMENTS AND BALANCES
As of the Quarter Ending June 30, 2021

Department: Department of Budget and Management (DBM)
 Agency: Office of the Secretary
 Operating Unit: All
 Organization Code (UACS): 060010000000
 Fund Cluster: 01 - Regular Agency Fund

Authorization: 01 - Current Year Appropriations
 Report Status: ALL

Particulars	UACS CODE	Appropriation			Allotments					Current Year Obligations				
		Authorized Appropriation	Adjustments (Transfer (To)/From, Realignment)	Adjusted Appropriations	Allotments Received	Adjustments (Withdrawal, Realignment)	Transfer To	Transfer From	Adjusted Total Allotments	1st Quarter Ending 31-Mar	2nd Quarter Ending 30-Jun	3rd Quarter Ending Sept. 30	4th Quarter Ending Dec. 31	Total
1	2	3	4	5=(3+4)	6	7	8	9	10=[(6+(-)7)-8+9]	11	12	13	14	15=(11+12+13+14)
LOCAL EXPENDITURE MANAGEMENT POLICY DEVELOPMENT	3103000000000000	17,548,000.00	111,000.00	17,659,000.00	17,548,000.00	111,000.00	-	-	17,659,000.00	3,473,876.18	3,807,844.47	-	-	7,281,720.65
Promulgate Public Expenditure Management (PEM) policies and practices in LGUs	310300100001000	17,548,000.00	111,000.00	17,659,000.00	17,548,000.00	111,000.00	-	-	17,659,000.00	3,473,876.18	3,807,844.47	-	-	7,281,720.65
Department of Budget and Management (DBM)	600000000000	17,548,000.00	111,000.00	17,659,000.00	17,548,000.00	111,000.00	-	-	17,659,000.00	3,473,876.18	3,807,844.47	-	-	7,281,720.65
Office of the Secretary	600100000000	17,548,000.00	111,000.00	17,659,000.00	17,548,000.00	111,000.00	-	-	17,659,000.00	3,473,876.18	3,807,844.47	-	-	7,281,720.65
National Capital Region (NCR)	600100000000	17,548,000.00	111,000.00	17,659,000.00	17,548,000.00	111,000.00	-	-	17,659,000.00	3,473,876.18	3,807,844.47	-	-	7,281,720.65
Central Office	600101000000	17,548,000.00	111,000.00	17,659,000.00	17,548,000.00	111,000.00	-	-	17,659,000.00	3,473,876.18	3,807,844.47	-	-	7,281,720.65
PS		15,346,000.00	111,000.00	15,457,000.00	15,346,000.00	111,000.00	-	-	15,457,000.00	2,881,188.38	3,771,419.47	-	-	6,652,607.85
MOOE		2,202,000.00	-	2,202,000.00	2,202,000.00	-	-	-	2,202,000.00	592,687.80	36,425.00	-	-	629,112.80
CO		-	-	-	-	-	-	-	-	-	-	-	-	-
OO : Budget improved through sustainable fiscal discipline and fiscal openness	3200000000000000	25,391,000.00	264,467.00	25,655,467.00	25,391,000.00	264,467.00	-	-	25,655,467.00	4,217,980.13	5,228,490.50	-	-	9,446,470.63
FISCAL DISCIPLINE AND OPENNESS PROGRAM	3201000000000000	25,391,000.00	264,467.00	25,655,467.00	25,391,000.00	264,467.00	-	-	25,655,467.00	4,217,980.13	5,228,490.50	-	-	9,446,470.63
Formulation and preparation of fiscal, expenditure, and reform frameworks to link the budget with the national development goals, and development and promotion of fiscal transparency and participation standards and	320100100003000	25,391,000.00	264,467.00	25,655,467.00	25,391,000.00	264,467.00	-	-	25,655,467.00	4,217,980.13	5,228,490.50	-	-	9,446,470.63
Department of Budget and Management (DBM)	600000000000	25,391,000.00	264,467.00	25,655,467.00	25,391,000.00	264,467.00	-	-	25,655,467.00	4,217,980.13	5,228,490.50	-	-	9,446,470.63
Office of the Secretary	600100000000	25,391,000.00	264,467.00	25,655,467.00	25,391,000.00	264,467.00	-	-	25,655,467.00	4,217,980.13	5,228,490.50	-	-	9,446,470.63
National Capital Region (NCR)	600100000000	25,391,000.00	264,467.00	25,655,467.00	25,391,000.00	264,467.00	-	-	25,655,467.00	4,217,980.13	5,228,490.50	-	-	9,446,470.63
Central Office	600101000000	25,391,000.00	264,467.00	25,655,467.00	25,391,000.00	264,467.00	-	-	25,655,467.00	4,217,980.13	5,228,490.50	-	-	9,446,470.63
PS		16,919,000.00	264,467.00	17,183,467.00	16,919,000.00	264,467.00	-	-	17,183,467.00	3,615,094.74	5,090,807.48	-	-	8,705,902.22
MOOE		8,472,000.00	-	8,472,000.00	8,472,000.00	-	-	-	8,472,000.00	602,885.39	137,683.02	-	-	740,568.41
CO		-	-	-	-	-	-	-	-	-	-	-	-	-
II. Automatic Appropriations		66,463,000.00	-	66,463,000.00	66,463,000.00	-	-	-	66,463,000.00	13,236,255.43	17,058,296.79	-	-	30,294,552.22
Retirement and Life Insurance Premiums	1104102	66,463,000.00	-	66,463,000.00	66,463,000.00	-	-	-	66,463,000.00	13,236,255.43	17,058,296.79	-	-	30,294,552.22
General Administration and Support	1000000000000000	24,165,000.00	-	24,165,000.00	24,165,000.00	-	-	-	24,165,000.00	5,852,851.32	7,303,364.02	-	-	13,156,215.34
General Management and Supervision	100000100001000	24,165,000.00	-	24,165,000.00	24,165,000.00	-	-	-	24,165,000.00	5,852,851.32	7,303,364.02	-	-	13,156,215.34
Department of Budget and Management (DBM)	600000000000	24,165,000.00	-	24,165,000.00	24,165,000.00	-	-	-	24,165,000.00	5,852,851.32	7,303,364.02	-	-	13,156,215.34
Office of the Secretary	600100000000	24,165,000.00	-	24,165,000.00	24,165,000.00	-	-	-	24,165,000.00	5,852,851.32	7,303,364.02	-	-	13,156,215.34
Region I - Ilocos	600100000000	495,000.00	-	495,000.00	495,000.00	-	-	-	495,000.00	167,988.36	127,757.15	-	-	295,745.51
Regional Office - I	600103000001	495,000.00	-	495,000.00	495,000.00	-	-	-	495,000.00	167,988.36	127,757.15	-	-	295,745.51
PS		495,000.00	-	495,000.00	495,000.00	-	-	-	495,000.00	167,988.36	127,757.15	-	-	295,745.51
Region II - Cagayan Valley	600100000000	642,000.00	-	642,000.00	642,000.00	-	-	-	642,000.00	158,364.34	168,668.05	-	-	327,032.39
Regional Office - II	600103000002	642,000.00	-	642,000.00	642,000.00	-	-	-	642,000.00	158,364.34	168,668.05	-	-	327,032.39
PS		642,000.00	-	642,000.00	642,000.00	-	-	-	642,000.00	158,364.34	168,668.05	-	-	327,032.39
Region III - Central Luzon	600100000000	850,000.00	-	850,000.00	850,000.00	-	-	-	850,000.00	225,738.36	150,492.24	-	-	376,230.60
Regional Office - III	600103000003	850,000.00	-	850,000.00	850,000.00	-	-	-	850,000.00	225,738.36	150,492.24	-	-	376,230.60
PS		850,000.00	-	850,000.00	850,000.00	-	-	-	850,000.00	225,738.36	150,492.24	-	-	376,230.60
Region IVA - CALABARZON	600100000000	865,000.00	-	865,000.00	865,000.00	-	-	-	865,000.00	141,322.74	150,454.29	-	-	291,777.03
Regional Office - IVA	600103000004	865,000.00	-	865,000.00	865,000.00	-	-	-	865,000.00	141,322.74	150,454.29	-	-	291,777.03
PS		865,000.00	-	865,000.00	865,000.00	-	-	-	865,000.00	141,322.74	150,454.29	-	-	291,777.03
Region V - Bicol	600100000000	613,000.00	-	613,000.00	613,000.00	-	-	-	613,000.00	184,667.40	130,329.24	-	-	314,996.64
Regional Office V	600103000005	613,000.00	-	613,000.00	613,000.00	-	-	-	613,000.00	184,667.40	130,329.24	-	-	314,996.64
PS		613,000.00	-	613,000.00	613,000.00	-	-	-	613,000.00	184,667.40	130,329.24	-	-	314,996.64
Region VI - Western Visayas	600100000000	517,000.00	-	517,000.00	517,000.00	-	-	-	517,000.00	134,766.72	134,766.72	-	-	269,533.44
Regional Office VI	600103000006	517,000.00	-	517,000.00	517,000.00	-	-	-	517,000.00	134,766.72	134,766.72	-	-	269,533.44
PS		517,000.00	-	517,000.00	517,000.00	-	-	-	517,000.00	134,766.72	134,766.72	-	-	269,533.44
Region VII - Central Visayas	600100000000	618,000.00	-	618,000.00	618,000.00	-	-	-	618,000.00	160,718.04	110,122.56	-	-	270,840.60
Regional Office VII	600103000007	618,000.00	-	618,000.00	618,000.00	-	-	-	618,000.00	160,718.04	110,122.56	-	-	270,840.60
PS		618,000.00	-	618,000.00	618,000.00	-	-	-	618,000.00	160,718.04	110,122.56	-	-	270,840.60
Region VIII - Eastern Visayas	600100000000	758,000.00	-	758,000.00	758,000.00	-	-	-	758,000.00	198,253.08	211,074.84	-	-	409,327.92
Regional Office VIII	600103000008	758,000.00	-	758,000.00	758,000.00	-	-	-	758,000.00	198,253.08	211,074.84	-	-	409,327.92
PS		758,000.00	-	758,000.00	758,000.00	-	-	-	758,000.00	198,253.08	211,074.84	-	-	409,327.92
Region IX - Zamboanga Peninsula	600100000000	807,000.00	-	807,000.00	807,000.00	-	-	-	807,000.00	183,972.72	174,209.76	-	-	358,182.48
Regional Office IX	600103000009	807,000.00	-	807,000.00	807,000.00	-	-	-	807,000.00	183,972.72	174,209.76	-	-	358,182.48
PS		807,000.00	-	807,000.00	807,000.00	-	-	-	807,000.00	183,972.72	174,209.76	-	-	358,182.48

STATEMENT OF APPROPRIATIONS, ALLOTMENTS, OBLIGATIONS, DISBURSEMENTS AND BALANCES
As of the Quarter Ending June 30, 2021

Department: Department of Budget and Management (DBM)
 Agency: Office of the Secretary
 Operating Unit: All
 Organization Code (UACS): 060010000000
 Fund Cluster: 01 - Regular Agency Fund

Authorization: 01 - Current Year Appropriations
 Report Status: ALL

Particulars	UACS CODE	Appropriation			Allotments					Current Year Obligations				
		Authorized Appropriation	Adjustments (Transfer (To)/From, Realignment)	Adjusted Appropriations	Allotments Received	Adjustments (Withdrawal, Realignment)	Transfer To	Transfer From	Adjusted Total Allotments	1st Quarter Ending 31-Mar	2nd Quarter Ending 30-Jun	3rd Quarter Ending Sept. 30	4th Quarter Ending Dec. 31	Total
1	2	3	4	5=(3+4)	6	7	8	9	10=[(6+7)-8+9]	11	12	13	14	15=(11+12+13+14)
Region X - Northern Mindanao	60010000000	507,000.00	-	507,000.00	507,000.00	-	-	-	507,000.00	149,027.04	152,052.58	-	-	301,079.62
Regional Office X	60010300010	507,000.00	-	507,000.00	507,000.00	-	-	-	507,000.00	149,027.04	152,052.58	-	-	301,079.62
PS		507,000.00	-	507,000.00	507,000.00	-	-	-	507,000.00	149,027.04	152,052.58	-	-	301,079.62
Region XI - Davao	60010000000	830,000.00	-	830,000.00	830,000.00	-	-	-	830,000.00	453,364.43	309,385.60	-	-	762,750.03
Regional Office XI	60010300011	830,000.00	-	830,000.00	830,000.00	-	-	-	830,000.00	453,364.43	309,385.60	-	-	762,750.03
PS		830,000.00	-	830,000.00	830,000.00	-	-	-	830,000.00	453,364.43	309,385.60	-	-	762,750.03
Region XII - SOCCSKSARGEN	60010000000	681,000.00	-	681,000.00	681,000.00	-	-	-	681,000.00	193,162.65	194,825.85	-	-	387,988.50
Regional Office - XII	60010300012	681,000.00	-	681,000.00	681,000.00	-	-	-	681,000.00	193,162.65	194,825.85	-	-	387,988.50
PS		681,000.00	-	681,000.00	681,000.00	-	-	-	681,000.00	193,162.65	194,825.85	-	-	387,988.50
National Capital Region (NCR)	60010000000	13,593,000.00	-	13,593,000.00	13,593,000.00	-	-	-	13,593,000.00	3,150,192.60	4,551,134.35	-	-	7,701,326.95
Central Office	60010100000	12,799,000.00	-	12,799,000.00	12,799,000.00	-	-	-	12,799,000.00	2,989,428.84	4,374,107.21	-	-	7,363,536.05
PS		12,799,000.00	-	12,799,000.00	12,799,000.00	-	-	-	12,799,000.00	2,989,428.84	4,374,107.21	-	-	7,363,536.05
Regional Office - NCR	60010300013	794,000.00	-	794,000.00	794,000.00	-	-	-	794,000.00	160,763.76	177,027.14	-	-	337,790.90
PS		794,000.00	-	794,000.00	794,000.00	-	-	-	794,000.00	160,763.76	177,027.14	-	-	337,790.90
Cordillera Administrative Region (CAR)	60010000000	805,000.00	-	805,000.00	805,000.00	-	-	-	805,000.00	207,736.56	318,309.54	-	-	526,046.10
Regional Office - CAR	60010300014	805,000.00	-	805,000.00	805,000.00	-	-	-	805,000.00	207,736.56	318,309.54	-	-	526,046.10
PS		805,000.00	-	805,000.00	805,000.00	-	-	-	805,000.00	207,736.56	318,309.54	-	-	526,046.10
Region XIII - CARAGA	60010000000	796,000.00	-	796,000.00	796,000.00	-	-	-	796,000.00	143,576.28	147,056.68	-	-	290,632.96
Regional Office - XIII	60010300016	796,000.00	-	796,000.00	796,000.00	-	-	-	796,000.00	143,576.28	147,056.68	-	-	290,632.96
PS		796,000.00	-	796,000.00	796,000.00	-	-	-	796,000.00	143,576.28	147,056.68	-	-	290,632.96
Region IVB - MIMAROPA	60010000000	788,000.00	-	788,000.00	788,000.00	-	-	-	788,000.00	-	272,724.57	-	-	272,724.57
Regional Office - IVB	60010300017	788,000.00	-	788,000.00	788,000.00	-	-	-	788,000.00	-	272,724.57	-	-	272,724.57
PS		788,000.00	-	788,000.00	788,000.00	-	-	-	788,000.00	-	272,724.57	-	-	272,724.57
Support to Operations	2000000000000000	5,734,000.00	-	5,734,000.00	5,734,000.00	-	-	-	5,734,000.00	868,908.73	1,270,776.72	-	-	2,139,685.45
Legal services	200000100001000	2,266,000.00	-	2,266,000.00	2,266,000.00	-	-	-	2,266,000.00	365,039.41	500,819.04	-	-	865,858.45
Department of Budget and Management (DBM)	6000000000000	2,266,000.00	-	2,266,000.00	2,266,000.00	-	-	-	2,266,000.00	365,039.41	500,819.04	-	-	865,858.45
Office of the Secretary	6001000000000	2,266,000.00	-	2,266,000.00	2,266,000.00	-	-	-	2,266,000.00	365,039.41	500,819.04	-	-	865,858.45
National Capital Region (NCR)	6001000000000	2,266,000.00	-	2,266,000.00	2,266,000.00	-	-	-	2,266,000.00	365,039.41	500,819.04	-	-	865,858.45
Central Office	6001010000000	2,266,000.00	-	2,266,000.00	2,266,000.00	-	-	-	2,266,000.00	365,039.41	500,819.04	-	-	865,858.45
PS		2,266,000.00	-	2,266,000.00	2,266,000.00	-	-	-	2,266,000.00	365,039.41	500,819.04	-	-	865,858.45
Information and communications technology systems	200000100002000	2,038,000.00	-	2,038,000.00	2,038,000.00	-	-	-	2,038,000.00	292,980.12	451,804.80	-	-	744,784.92
Department of Budget and Management (DBM)	6000000000000	2,038,000.00	-	2,038,000.00	2,038,000.00	-	-	-	2,038,000.00	292,980.12	451,804.80	-	-	744,784.92
Office of the Secretary	6001000000000	2,038,000.00	-	2,038,000.00	2,038,000.00	-	-	-	2,038,000.00	292,980.12	451,804.80	-	-	744,784.92
National Capital Region (NCR)	6001000000000	2,038,000.00	-	2,038,000.00	2,038,000.00	-	-	-	2,038,000.00	292,980.12	451,804.80	-	-	744,784.92
Central Office	6001010000000	2,038,000.00	-	2,038,000.00	2,038,000.00	-	-	-	2,038,000.00	292,980.12	451,804.80	-	-	744,784.92
PS		2,038,000.00	-	2,038,000.00	2,038,000.00	-	-	-	2,038,000.00	292,980.12	451,804.80	-	-	744,784.92
Budget Information and Training Services	200000100003000	1,430,000.00	-	1,430,000.00	1,430,000.00	-	-	-	1,430,000.00	210,889.20	318,152.88	-	-	529,042.08
Department of Budget and Management (DBM)	6000000000000	1,430,000.00	-	1,430,000.00	1,430,000.00	-	-	-	1,430,000.00	210,889.20	318,152.88	-	-	529,042.08
Office of the Secretary	6001000000000	1,430,000.00	-	1,430,000.00	1,430,000.00	-	-	-	1,430,000.00	210,889.20	318,152.88	-	-	529,042.08
National Capital Region (NCR)	6001000000000	1,430,000.00	-	1,430,000.00	1,430,000.00	-	-	-	1,430,000.00	210,889.20	318,152.88	-	-	529,042.08
Central Office	6001010000000	1,430,000.00	-	1,430,000.00	1,430,000.00	-	-	-	1,430,000.00	210,889.20	318,152.88	-	-	529,042.08
PS		1,430,000.00	-	1,430,000.00	1,430,000.00	-	-	-	1,430,000.00	210,889.20	318,152.88	-	-	529,042.08
Operations	3000000000000000	36,564,000.00	-	36,564,000.00	36,564,000.00	-	-	-	36,564,000.00	6,514,495.38	8,484,156.05	-	-	14,998,651.43
OO : Allocative efficiency and operational effectiveness enhanced	3100000000000000	34,988,000.00	-	34,988,000.00	34,988,000.00	-	-	-	34,988,000.00	6,250,470.60	8,090,435.57	-	-	14,340,906.17
ORGANIZATIONAL AND PRODUCTIVITY ENHANCEMENT	3101000000000000	3,646,000.00	-	3,646,000.00	3,646,000.00	-	-	-	3,646,000.00	550,807.75	828,619.68	-	-	1,379,427.43
Policy formulation, standards-setting and evaluation of management systems improvement and productivity enhancement initiatives	310100100001000	1,274,000.00	-	1,274,000.00	1,274,000.00	-	-	-	1,274,000.00	179,731.10	286,785.00	-	-	466,516.10
Department of Budget and Management (DBM)	6000000000000	1,274,000.00	-	1,274,000.00	1,274,000.00	-	-	-	1,274,000.00	179,731.10	286,785.00	-	-	466,516.10
Office of the Secretary	6001000000000	1,274,000.00	-	1,274,000.00	1,274,000.00	-	-	-	1,274,000.00	179,731.10	286,785.00	-	-	466,516.10
National Capital Region (NCR)	6001000000000	1,274,000.00	-	1,274,000.00	1,274,000.00	-	-	-	1,274,000.00	179,731.10	286,785.00	-	-	466,516.10
Central Office	6001010000000	1,274,000.00	-	1,274,000.00	1,274,000.00	-	-	-	1,274,000.00	179,731.10	286,785.00	-	-	466,516.10
PS		1,274,000.00	-	1,274,000.00	1,274,000.00	-	-	-	1,274,000.00	179,731.10	286,785.00	-	-	466,516.10

STATEMENT OF APPROPRIATIONS, ALLOTMENTS, OBLIGATIONS, DISBURSEMENTS AND BALANCES
As of the Quarter Ending June 30, 2021

Department: Department of Budget and Management (DBM)
 Agency: Office of the Secretary
 Operating Unit: All
 Organization Code (UACS): 060010000000
 Fund Cluster: 01 - Regular Agency Fund

Authorization: 01 - Current Year Appropriations
 Report Status: ALL

Particulars	UACS CODE	Appropriation			Allotments					Current Year Obligations				
		Authorized Appropriation	Adjustments (Transfer (To)/From, Realignment)	Adjusted Appropriations	Allotments Received	Adjustments (Withdrawal, Realignment)	Transfer To	Transfer From	Adjusted Total Allotments	1st Quarter Ending 31-Mar	2nd Quarter Ending 30-Jun	3rd Quarter Ending Sept. 30	4th Quarter Ending Dec. 31	Total
1	2	3	4	5=(3+4)	6	7	8	9	10=[(6+(-)7)-8+9]	11	12	13	14	15=(11+12+13+14)
Policy formulation, standards-setting, evaluation of organization and staffing modification, compensation, position classification and administration of the unified compensation and position classification system	310100100002000	2,372,000.00	-	2,372,000.00	2,372,000.00	-	-	-	2,372,000.00	371,076.65	541,834.68	-	-	912,911.33
Department of Budget and Management (DBM)	600000000000	2,372,000.00	-	2,372,000.00	2,372,000.00	-	-	-	2,372,000.00	371,076.65	541,834.68	-	-	912,911.33
Office of the Secretary	600100000000	2,372,000.00	-	2,372,000.00	2,372,000.00	-	-	-	2,372,000.00	371,076.65	541,834.68	-	-	912,911.33
National Capital Region (NCR)	600100000000	2,372,000.00	-	2,372,000.00	2,372,000.00	-	-	-	2,372,000.00	371,076.65	541,834.68	-	-	912,911.33
Central Office	600101000000	2,372,000.00	-	2,372,000.00	2,372,000.00	-	-	-	2,372,000.00	371,076.65	541,834.68	-	-	912,911.33
PS		2,372,000.00	-	2,372,000.00	2,372,000.00	-	-	-	2,372,000.00	371,076.65	541,834.68	-	-	912,911.33
BUDGET OPERATIONS AND PERFORMANCE MANAGEMENT	3102000000000000	29,925,000.00	-	29,925,000.00	29,925,000.00	-	-	-	29,925,000.00	5,495,802.29	6,975,954.89	-	-	12,471,757.18
Policy formulation and standard-setting on budget preparation, execution, and accountability of the NGAs, GOCCs, SUCs and LGUs	310200100002000	2,252,000.00	-	2,252,000.00	2,252,000.00	-	-	-	2,252,000.00	346,353.76	536,218.92	-	-	882,572.68
Department of Budget and Management (DBM)	600000000000	2,252,000.00	-	2,252,000.00	2,252,000.00	-	-	-	2,252,000.00	346,353.76	536,218.92	-	-	882,572.68
Office of the Secretary	600100000000	2,252,000.00	-	2,252,000.00	2,252,000.00	-	-	-	2,252,000.00	346,353.76	536,218.92	-	-	882,572.68
National Capital Region (NCR)	600100000000	2,252,000.00	-	2,252,000.00	2,252,000.00	-	-	-	2,252,000.00	346,353.76	536,218.92	-	-	882,572.68
Central Office	600101000000	2,252,000.00	-	2,252,000.00	2,252,000.00	-	-	-	2,252,000.00	346,353.76	536,218.92	-	-	882,572.68
PS		2,252,000.00	-	2,252,000.00	2,252,000.00	-	-	-	2,252,000.00	346,353.76	536,218.92	-	-	882,572.68
Preparation, administration and review of the budget of National Government Agencies, GOCCs, SUCs and LGUs	310200100003000	27,673,000.00	-	27,673,000.00	27,673,000.00	-	-	-	27,673,000.00	5,149,448.53	6,439,735.97	-	-	11,589,184.50
Department of Budget and Management (DBM)	600000000000	27,673,000.00	-	27,673,000.00	27,673,000.00	-	-	-	27,673,000.00	5,149,448.53	6,439,735.97	-	-	11,589,184.50
Office of the Secretary	600100000000	27,673,000.00	-	27,673,000.00	27,673,000.00	-	-	-	27,673,000.00	5,149,448.53	6,439,735.97	-	-	11,589,184.50
Region I - Ilocos	600100000000	1,187,000.00	-	1,187,000.00	1,187,000.00	-	-	-	1,187,000.00	210,392.24	251,628.48	-	-	462,020.72
Regional Office - I	600103000001	1,187,000.00	-	1,187,000.00	1,187,000.00	-	-	-	1,187,000.00	210,392.24	251,628.48	-	-	462,020.72
PS		1,187,000.00	-	1,187,000.00	1,187,000.00	-	-	-	1,187,000.00	210,392.24	251,628.48	-	-	462,020.72
Region II - Cagayan Valley	600100000000	1,189,000.00	-	1,189,000.00	1,189,000.00	-	-	-	1,189,000.00	309,239.66	309,033.06	-	-	618,272.72
Regional Office - II	600103000002	1,189,000.00	-	1,189,000.00	1,189,000.00	-	-	-	1,189,000.00	309,239.66	309,033.06	-	-	618,272.72
PS		1,189,000.00	-	1,189,000.00	1,189,000.00	-	-	-	1,189,000.00	309,239.66	309,033.06	-	-	618,272.72
Region III - Central Luzon	600100000000	1,126,000.00	-	1,126,000.00	1,126,000.00	-	-	-	1,126,000.00	291,104.64	194,069.76	-	-	485,174.40
Regional Office - III	600103000003	1,126,000.00	-	1,126,000.00	1,126,000.00	-	-	-	1,126,000.00	291,104.64	194,069.76	-	-	485,174.40
PS		1,126,000.00	-	1,126,000.00	1,126,000.00	-	-	-	1,126,000.00	291,104.64	194,069.76	-	-	485,174.40
Region IVA - CALABARZON	600100000000	578,000.00	-	578,000.00	578,000.00	-	-	-	578,000.00	158,449.77	170,632.33	-	-	329,082.10
Regional Office - IVA	600103000004	578,000.00	-	578,000.00	578,000.00	-	-	-	578,000.00	158,449.77	170,632.33	-	-	329,082.10
PS		578,000.00	-	578,000.00	578,000.00	-	-	-	578,000.00	158,449.77	170,632.33	-	-	329,082.10
Region V - Bicol	600100000000	680,000.00	-	680,000.00	680,000.00	-	-	-	680,000.00	167,497.92	126,026.04	-	-	293,523.96
Regional Office V	600103000005	680,000.00	-	680,000.00	680,000.00	-	-	-	680,000.00	167,497.92	126,026.04	-	-	293,523.96
PS		680,000.00	-	680,000.00	680,000.00	-	-	-	680,000.00	167,497.92	126,026.04	-	-	293,523.96
Region VI - Western Visayas	600100000000	1,301,000.00	-	1,301,000.00	1,301,000.00	-	-	-	1,301,000.00	326,593.80	326,385.72	-	-	652,979.52
Regional Office VI	600103000006	1,301,000.00	-	1,301,000.00	1,301,000.00	-	-	-	1,301,000.00	326,593.80	326,385.72	-	-	652,979.52
PS		1,301,000.00	-	1,301,000.00	1,301,000.00	-	-	-	1,301,000.00	326,593.80	326,385.72	-	-	652,979.52
Region VII - Central Visayas	600100000000	755,000.00	-	755,000.00	755,000.00	-	-	-	755,000.00	207,171.12	135,882.96	-	-	343,054.08
Regional Office VII	600103000007	755,000.00	-	755,000.00	755,000.00	-	-	-	755,000.00	207,171.12	135,882.96	-	-	343,054.08
PS		755,000.00	-	755,000.00	755,000.00	-	-	-	755,000.00	207,171.12	135,882.96	-	-	343,054.08
Region VIII - Eastern Visayas	600100000000	1,068,000.00	-	1,068,000.00	1,068,000.00	-	-	-	1,068,000.00	301,091.10	313,624.16	-	-	614,715.26
Regional Office VIII	600103000008	1,068,000.00	-	1,068,000.00	1,068,000.00	-	-	-	1,068,000.00	301,091.10	313,624.16	-	-	614,715.26
PS		1,068,000.00	-	1,068,000.00	1,068,000.00	-	-	-	1,068,000.00	301,091.10	313,624.16	-	-	614,715.26
Region IX - Zamboanga Peninsula	600100000000	717,000.00	-	717,000.00	717,000.00	-	-	-	717,000.00	160,221.05	201,222.87	-	-	361,443.92
Regional Office IX	600103000009	717,000.00	-	717,000.00	717,000.00	-	-	-	717,000.00	160,221.05	201,222.87	-	-	361,443.92
PS		717,000.00	-	717,000.00	717,000.00	-	-	-	717,000.00	160,221.05	201,222.87	-	-	361,443.92
Region X - Northern Mindanao	600100000000	911,000.00	-	911,000.00	911,000.00	-	-	-	911,000.00	224,381.76	243,073.32	-	-	467,455.08
Regional Office X	600103000010	911,000.00	-	911,000.00	911,000.00	-	-	-	911,000.00	224,381.76	243,073.32	-	-	467,455.08
PS		911,000.00	-	911,000.00	911,000.00	-	-	-	911,000.00	224,381.76	243,073.32	-	-	467,455.08
Region XI - Davao	600100000000	959,000.00	-	959,000.00	959,000.00	-	-	-	959,000.00	-	183,193.71	-	-	183,193.71
Regional Office XI	600103000011	959,000.00	-	959,000.00	959,000.00	-	-	-	959,000.00	-	183,193.71	-	-	183,193.71
PS		959,000.00	-	959,000.00	959,000.00	-	-	-	959,000.00	-	183,193.71	-	-	183,193.71

STATEMENT OF APPROPRIATIONS, ALLOTMENTS, OBLIGATIONS, DISBURSEMENTS AND BALANCES
As of the Quarter Ending June 30, 2021

Department: Department of Budget and Management (DBM)
Agency: Office of the Secretary
Operating Unit: All
Organization Code (UACS): 060010000000
Fund Cluster: 01 - Regular Agency Fund

Authorization: 01 - Current Year Appropriations
Report Status: ALL

Particulars	UACS CODE	Appropriation			Allotments					Current Year Obligations				
		Authorized Appropriation	Adjustments (Transfer (To)/From, Reallignment)	Adjusted Appropriations	Allotments Received	Adjustments (Withdrawal, Reallignment)	Transfer To	Transfer From	Adjusted Total Allotments	1st Quarter Ending 31-Mar	2nd Quarter Ending 30-Jun	3rd Quarter Ending Sept. 30	4th Quarter Ending Dec. 31	Total
1	2	3	4	5=(3+4)	6	7	8	9	10=[(6+(-)7)-8+9]	11	12	13	14	15=(11+12+13+14)
Region XII - SOCCSKSARGEN	6001000000	1,002,000.00	-	1,002,000.00	1,002,000.00	-	-	-	1,002,000.00	234,678.80	246,267.81	-	-	480,946.61
Regional Office - XII	60010300012	1,002,000.00	-	1,002,000.00	1,002,000.00	-	-	-	1,002,000.00	234,678.80	246,267.81	-	-	480,946.61
PS		1,002,000.00	-	1,002,000.00	1,002,000.00	-	-	-	1,002,000.00	234,678.80	246,267.81	-	-	480,946.61
National Capital Region (NCR)	6001000000	13,516,000.00	-	13,516,000.00	13,516,000.00	-	-	-	13,516,000.00	2,085,024.35	2,991,754.24	-	-	5,076,778.59
Central Office	60010100000	12,778,000.00	-	12,778,000.00	12,778,000.00	-	-	-	12,778,000.00	1,903,429.55	2,790,520.68	-	-	4,693,950.23
PS		12,778,000.00	-	12,778,000.00	12,778,000.00	-	-	-	12,778,000.00	1,903,429.55	2,790,520.68	-	-	4,693,950.23
Regional Office - NCR	60010300013	738,000.00	-	738,000.00	738,000.00	-	-	-	738,000.00	181,594.80	201,233.56	-	-	382,828.36
PS		738,000.00	-	738,000.00	738,000.00	-	-	-	738,000.00	181,594.80	201,233.56	-	-	382,828.36
Cordillera Administrative Region (CAR)	6001000000	901,000.00	-	901,000.00	901,000.00	-	-	-	901,000.00	253,989.00	183,549.00	-	-	437,538.00
Regional Office - CAR	60010300014	901,000.00	-	901,000.00	901,000.00	-	-	-	901,000.00	253,989.00	183,549.00	-	-	437,538.00
PS		901,000.00	-	901,000.00	901,000.00	-	-	-	901,000.00	253,989.00	183,549.00	-	-	437,538.00
Region XIII - CARAGA	6001000000	910,000.00	-	910,000.00	910,000.00	-	-	-	910,000.00	219,613.32	222,212.87	-	-	441,826.19
Regional Office - XIII	60010300016	910,000.00	-	910,000.00	910,000.00	-	-	-	910,000.00	219,613.32	222,212.87	-	-	441,826.19
PS		910,000.00	-	910,000.00	910,000.00	-	-	-	910,000.00	219,613.32	222,212.87	-	-	441,826.19
Region IVB - MIMAROPA	6001000000	873,000.00	-	873,000.00	873,000.00	-	-	-	873,000.00	-	341,179.64	-	-	341,179.64
Regional Office - IVB	60010300017	873,000.00	-	873,000.00	873,000.00	-	-	-	873,000.00	-	341,179.64	-	-	341,179.64
PS		873,000.00	-	873,000.00	873,000.00	-	-	-	873,000.00	-	341,179.64	-	-	341,179.64
LOCAL EXPENDITURE MANAGEMENT POLICY DEVELOPMENT PROGRAM	3103000000000000	1,417,000.00	-	1,417,000.00	1,417,000.00	-	-	-	1,417,000.00	203,860.56	285,861.00	-	-	489,721.56
Promulgate Public Expenditure Management (PEM) policies and practices in LGUs	310300100001000	1,417,000.00	-	1,417,000.00	1,417,000.00	-	-	-	1,417,000.00	203,860.56	285,861.00	-	-	489,721.56
Department of Budget and Management (DBM)	600000000000	1,417,000.00	-	1,417,000.00	1,417,000.00	-	-	-	1,417,000.00	203,860.56	285,861.00	-	-	489,721.56
Office of the Secretary	600100000000	1,417,000.00	-	1,417,000.00	1,417,000.00	-	-	-	1,417,000.00	203,860.56	285,861.00	-	-	489,721.56
National Capital Region (NCR)	600100000000	1,417,000.00	-	1,417,000.00	1,417,000.00	-	-	-	1,417,000.00	203,860.56	285,861.00	-	-	489,721.56
Central Office	600101000000	1,417,000.00	-	1,417,000.00	1,417,000.00	-	-	-	1,417,000.00	203,860.56	285,861.00	-	-	489,721.56
PS		1,417,000.00	-	1,417,000.00	1,417,000.00	-	-	-	1,417,000.00	203,860.56	285,861.00	-	-	489,721.56
OO : Budget improved through sustainable fiscal discipline and FISCAL DISCIPLINE AND OPENNESS PROGRAM	3200000000000000	1,576,000.00	-	1,576,000.00	1,576,000.00	-	-	-	1,576,000.00	264,024.78	393,720.48	-	-	657,745.26
Formulation and preparation of fiscal, expenditure, and reform frameworks to link the budget with the national development goals, and development and promotion of fiscal transparency and participation standards and	3201000000000000	1,576,000.00	-	1,576,000.00	1,576,000.00	-	-	-	1,576,000.00	264,024.78	393,720.48	-	-	657,745.26
Department of Budget and Management (DBM)	600000000000	1,576,000.00	-	1,576,000.00	1,576,000.00	-	-	-	1,576,000.00	264,024.78	393,720.48	-	-	657,745.26
Office of the Secretary	600100000000	1,576,000.00	-	1,576,000.00	1,576,000.00	-	-	-	1,576,000.00	264,024.78	393,720.48	-	-	657,745.26
National Capital Region (NCR)	600100000000	1,576,000.00	-	1,576,000.00	1,576,000.00	-	-	-	1,576,000.00	264,024.78	393,720.48	-	-	657,745.26
Central Office	600101000000	1,576,000.00	-	1,576,000.00	1,576,000.00	-	-	-	1,576,000.00	264,024.78	393,720.48	-	-	657,745.26
PS		1,576,000.00	-	1,576,000.00	1,576,000.00	-	-	-	1,576,000.00	264,024.78	393,720.48	-	-	657,745.26
			25,619,451.00	-	-	25,619,451.00			25,619,451.00					
III. Special Purpose Fund			25,619,451.00	25,619,451.00	-	25,619,451.00	-	-	25,619,451.00	-	24,836,827.58	-	-	24,836,827.58
Miscellaneous Personnel Benefits Fund	1101406		25,619,451.00	25,619,451.00	-	25,619,451.00	-	-	25,619,451.00	-	24,836,827.58	-	-	24,836,827.58
Purpose	4000000000000000		25,619,451.00	25,619,451.00	-	25,619,451.00	-	-	25,619,451.00	-	24,836,827.58	-	-	24,836,827.58
Miscellaneous Personnel Benefits Fund	4007000000000000		25,619,451.00	25,619,451.00	-	25,619,451.00	-	-	25,619,451.00	-	24,836,827.58	-	-	24,836,827.58
Performance-Based Bonus	40070000000001000		25,619,451.00	25,619,451.00	-	25,619,451.00	-	-	25,619,451.00	-	24,836,827.58	-	-	24,836,827.58
Department of Budget and Management (DBM)	6000000000000000		25,619,451.00	25,619,451.00	-	25,619,451.00	-	-	25,619,451.00	-	24,836,827.58	-	-	24,836,827.58
Office of the Secretary	6001000000000000		25,619,451.00	25,619,451.00	-	25,619,451.00	-	-	25,619,451.00	-	24,836,827.58	-	-	24,836,827.58
Region I - Ilocos	6001000000000000		672,823.00	672,823.00	-	672,823.00	-	-	672,823.00	-	672,822.20	-	-	672,822.20
Regional Office - I	600103000001		672,823.00	672,823.00	-	672,823.00	-	-	672,823.00	-	672,822.20	-	-	672,822.20
PS			672,823.00	672,823.00	-	672,823.00	-	-	672,823.00	-	672,822.20	-	-	672,822.20
Region II - Cagayan Valley	600100000000		604,884.00	604,884.00	-	604,884.00	-	-	604,884.00	-	604,884.00	-	-	604,884.00
Regional Office - II	600103000002		604,884.00	604,884.00	-	604,884.00	-	-	604,884.00	-	604,884.00	-	-	604,884.00
PS			604,884.00	604,884.00	-	604,884.00	-	-	604,884.00	-	604,884.00	-	-	604,884.00
Region III - Central Luzon	600100000000		761,658.00	761,658.00	-	761,658.00	-	-	761,658.00	-	761,657.37	-	-	761,657.37
Regional Office - III	600103000003		761,658.00	761,658.00	-	761,658.00	-	-	761,658.00	-	761,657.37	-	-	761,657.37
PS			761,658.00	761,658.00	-	761,658.00	-	-	761,658.00	-	761,657.37	-	-	761,657.37
Region IVA - CALABARZON	600100000000		556,028.00	556,028.00	-	556,028.00	-	-	556,028.00	-	504,871.10	-	-	504,871.10
Regional Office - IVA	600103000004		556,028.00	556,028.00	-	556,028.00	-	-	556,028.00	-	504,871.10	-	-	504,871.10
PS			556,028.00	556,028.00	-	556,028.00	-	-	556,028.00	-	504,871.10	-	-	504,871.10

STATEMENT OF APPROPRIATIONS, ALLOTMENTS, OBLIGATIONS, DISBURSEMENTS AND BALANCES
As of the Quarter Ending June 30, 2021

Department: Department of Budget and Management (DBM)
Agency: Office of the Secretary
Operating Unit: All
Organization Code (UACS): 060010000000
Fund Cluster: 01 - Regular Agency Fund


Authorization: 01 - Current Year Appropriations
Report Status: ALL

Particulars	UACS CODE	Appropriation			Allotments					Current Year Obligations				
		Authorized Appropriation	Adjustments (Transfer (To)/From, Realignment)	Adjusted Appropriations	Allotments Received	Adjustments (Withdrawal, Realignment)	Transfer To	Transfer From	Adjusted Total Allotments	1st Quarter Ending 31-Mar	2nd Quarter Ending 30-Jun	3rd Quarter Ending Sept. 30	4th Quarter Ending Dec. 31	Total
1	2	3	4	5=(3+4)	6	7	8	9	10=[(6+(-)7)-8+9]	11	12	13	14	15=(11+12+13+14)
Region V - Bicol	60010000000	-	452,622.00	452,622.00	-	452,622.00	-	-	452,622.00	-	452,621.10	-	-	452,621.10
Regional Office V	60010300005	-	452,622.00	452,622.00	-	452,622.00	-	-	452,622.00	-	452,621.10	-	-	452,621.10
PS		-	452,622.00	452,622.00	-	452,622.00	-	-	452,622.00	-	452,621.10	-	-	452,621.10
Region VI - Western Visayas	60010000000	-	628,295.00	628,295.00	-	628,295.00	-	-	628,295.00	-	628,294.75	-	-	628,294.75
Regional Office VI	60010300006	-	628,295.00	628,295.00	-	628,295.00	-	-	628,295.00	-	628,294.75	-	-	628,294.75
PS		-	628,295.00	628,295.00	-	628,295.00	-	-	628,295.00	-	628,294.75	-	-	628,294.75
Region VII - Central Visayas	60010000000	-	681,471.00	681,471.00	-	681,471.00	-	-	681,471.00	-	681,470.11	-	-	681,470.11
Regional Office VII	60010300007	-	681,471.00	681,471.00	-	681,471.00	-	-	681,471.00	-	681,470.11	-	-	681,470.11
PS		-	681,471.00	681,471.00	-	681,471.00	-	-	681,471.00	-	681,470.11	-	-	681,470.11
Region VIII - Eastern Visayas	60010000000	-	655,615.00	655,615.00	-	655,615.00	-	-	655,615.00	-	640,342.40	-	-	640,342.40
Regional Office VIII	60010300008	-	655,615.00	655,615.00	-	655,615.00	-	-	655,615.00	-	640,342.40	-	-	640,342.40
PS		-	655,615.00	655,615.00	-	655,615.00	-	-	655,615.00	-	640,342.40	-	-	640,342.40
Region IX - Zamboanga Peninsula	60010000000	-	532,954.00	532,954.00	-	532,954.00	-	-	532,954.00	-	530,178.00	-	-	530,178.00
Regional Office IX	60010300009	-	532,954.00	532,954.00	-	532,954.00	-	-	532,954.00	-	530,178.00	-	-	530,178.00
PS		-	532,954.00	532,954.00	-	532,954.00	-	-	532,954.00	-	530,178.00	-	-	530,178.00
Region X - Northern Mindanao	60010000000	-	531,818.00	531,818.00	-	531,818.00	-	-	531,818.00	-	531,817.30	-	-	531,817.30
Regional Office X	60010300010	-	531,818.00	531,818.00	-	531,818.00	-	-	531,818.00	-	531,817.30	-	-	531,817.30
PS		-	531,818.00	531,818.00	-	531,818.00	-	-	531,818.00	-	531,817.30	-	-	531,817.30
Region XI - Davao	60010000000	-	551,788.00	551,788.00	-	551,788.00	-	-	551,788.00	-	551,787.60	-	-	551,787.60
Regional Office XI	60010300011	-	551,788.00	551,788.00	-	551,788.00	-	-	551,788.00	-	551,787.60	-	-	551,787.60
PS		-	551,788.00	551,788.00	-	551,788.00	-	-	551,788.00	-	551,787.60	-	-	551,787.60
Region XII - SOCCSKSARGEN	60010000000	-	568,769.00	568,769.00	-	568,769.00	-	-	568,769.00	-	568,768.20	-	-	568,768.20
Regional Office - XII	60010300012	-	568,769.00	568,769.00	-	568,769.00	-	-	568,769.00	-	568,768.20	-	-	568,768.20
PS		-	568,769.00	568,769.00	-	568,769.00	-	-	568,769.00	-	568,768.20	-	-	568,768.20
National Capital Region (NCR)	60010000000	-	16,533,729.00	16,533,729.00	-	16,533,729.00	-	-	16,533,729.00	-	15,820,318.42	-	-	15,820,318.42
Central Office	60010100000	-	15,839,081.00	15,839,081.00	-	15,839,081.00	-	-	15,839,081.00	-	15,158,627.52	-	-	15,158,627.52
PS		-	15,839,081.00	15,839,081.00	-	15,839,081.00	-	-	15,839,081.00	-	15,158,627.52	-	-	15,158,627.52
Regional Office - NCR	60010300013	-	694,648.00	694,648.00	-	694,648.00	-	-	694,648.00	-	661,690.90	-	-	661,690.90
PS		-	694,648.00	694,648.00	-	694,648.00	-	-	694,648.00	-	661,690.90	-	-	661,690.90
Cordillera Administrative Region (CAR)	60010000000	-	668,302.00	668,302.00	-	668,302.00	-	-	668,302.00	-	668,301.17	-	-	668,301.17
Regional Office - CAR	60010300014	-	668,302.00	668,302.00	-	668,302.00	-	-	668,302.00	-	668,301.17	-	-	668,301.17
PS		-	668,302.00	668,302.00	-	668,302.00	-	-	668,302.00	-	668,301.17	-	-	668,301.17
Region XIII - CARAGA	60010000000	-	659,974.00	659,974.00	-	659,974.00	-	-	659,974.00	-	659,973.11	-	-	659,973.11
Regional Office - XIII	60010300016	-	659,974.00	659,974.00	-	659,974.00	-	-	659,974.00	-	659,973.11	-	-	659,973.11
PS		-	659,974.00	659,974.00	-	659,974.00	-	-	659,974.00	-	659,973.11	-	-	659,973.11
Region IVB - MIMAROPA	60010000000	-	558,721.00	558,721.00	-	558,721.00	-	-	558,721.00	-	558,720.75	-	-	558,720.75
Regional Office - IVB	60010300017	-	558,721.00	558,721.00	-	558,721.00	-	-	558,721.00	-	558,720.75	-	-	558,720.75
PS		-	558,721.00	558,721.00	-	558,721.00	-	-	558,721.00	-	558,720.75	-	-	558,720.75
GRAND TOTAL		1,807,968,000.00	25,619,451.00	1,833,587,451.00	1,807,968,000.00	25,619,451.00	-	-	1,833,587,451.00	349,354,940.42	352,734,938.63	-	-	702,089,879.05
PS		960,561,000.00	25,619,451.00	986,180,451.00	960,561,000.00	25,619,451.00	-	-	986,180,451.00	179,115,166.76	267,612,418.08	-	-	446,727,584.84
MOOE		759,785,000.00	-	759,785,000.00	759,785,000.00	-	-	-	759,785,000.00	167,260,234.75	82,090,723.79	-	-	249,350,958.54
FinEX		107,000.00	-	107,000.00	107,000.00	-	-	-	107,000.00	550.00	3,050.00	-	-	3,600.00
CO		87,515,000.00	-	87,515,000.00	87,515,000.00	-	-	-	87,515,000.00	2,978,988.91	3,028,746.76	-	-	6,007,735.67

352,734,938.63
(0.00)

Certified Correct:

JEANNE TERESITA V. IMPORTANTE
OIC, Chief Administrative Officer
Date:

Certified Correct:

JEFFREY D. GALARPE
OIC- Chief Accountant
Date:

STATEMENT OF APPROPRIATIONS, ALLOTMENTS, OBLIGATIONS, DISBURSEMENTS AND BALANCES
As of the Quarter Ending June 30, 2021

Department: Department of Budget and Management (DBM)
Agency: Office of the Secretary
Operating Unit: All
Organization Code (UACS): 060010000000
Fund Cluster: 01 - Regular Agency Fund

Authorization: 01 - Current Year Appropriations
Report Status: ALL

Particulars	UACS CODE	Current Year Disbursements					Balances			
		1st Quarter	2nd Quarter	3rd Quarter	4th Quarter	Total	Unreleased Appropriations	Unobligated Allotment	Unpaid Obligations (15-20) = (23+24)	
		Ending 31-Mar	Ending 30-Jun	Ending Sept. 30	Ending Dec. 31				Due and Demandable	Not Yet Due and Demandable
1	2	16	17	18	19	20=(16+17+18+19)	21=(5-10)	22=(10-15)	23	24
I. Agency Specific Budget		214,923,507.68	286,160,724.21	-	-	501,084,231.89	-	1,094,546,500.75	9,609,734.36	136,264,533.00
Specific Budgets of National Government Agencies	1101101	214,923,507.68	286,160,724.21	-	-	501,084,231.89	-	1,094,546,500.75	9,609,734.36	136,264,533.00
General Administration and Support	1000000000000000	104,098,951.02	136,898,688.11	-	-	240,997,639.13	-	528,097,131.17	8,437,569.95	77,217,119.75
General Management and Supervision	100000100001000	101,420,080.65	136,720,378.74	-	-	238,140,459.39	-	517,555,184.27	8,437,569.95	76,677,375.39
Department of Budget and Management (DBM)	6000000000000	101,420,080.65	136,720,378.74	-	-	238,140,459.39	-	517,555,184.27	8,437,569.95	76,677,375.39
Office of the Secretary	6001000000000	101,420,080.65	136,720,378.74	-	-	238,140,459.39	-	517,555,184.27	8,437,569.95	76,677,375.39
Region I - Ilocos	6001000000000	2,568,822.56	1,648,177.08	-	-	4,216,999.64	-	8,872,000.36	-	-
Regional Office - I	600103000001	2,568,822.56	1,648,177.08	-	-	4,216,999.64	-	8,872,000.36	-	-
PS		1,535,088.75	872,449.22	-	-	2,407,537.97	-	3,164,462.03	-	-
MOOE		787,383.81	677,827.86	-	-	1,465,211.67	-	4,305,788.33	-	-
FINEX		-	-	-	-	-	-	5,000.00	-	-
CO		246,350.00	97,900.00	-	-	344,250.00	-	1,396,750.00	-	-
Region II - Cagayan Valley	6001000000000	2,967,255.15	2,912,311.74	-	-	5,879,566.89	-	6,421,433.11	-	-
Regional Office - II	600103000002	2,967,255.15	2,912,311.74	-	-	5,879,566.89	-	6,421,433.11	-	-
PS		1,667,697.27	2,182,969.74	-	-	3,850,667.01	-	3,281,332.99	-	-
MOOE		665,847.88	644,322.00	-	-	1,310,169.88	-	3,049,830.12	-	-
FINEX		-	-	-	-	-	-	5,000.00	-	-
CO		633,710.00	85,020.00	-	-	718,730.00	-	85,270.00	-	-
Region III - Central Luzon	6001000000000	4,022,542.81	3,318,434.51	-	-	7,340,977.32	-	8,569,273.17	188,749.51	-
Regional Office - III	600103000003	4,022,542.81	3,318,434.51	-	-	7,340,977.32	-	8,569,273.17	188,749.51	-
PS		2,199,387.96	2,614,951.23	-	-	4,814,339.19	-	4,416,911.30	188,749.51	-
MOOE		1,144,254.94	416,523.28	-	-	1,560,778.22	-	4,141,221.78	-	-
FINEX		-	-	-	-	-	-	5,000.00	-	-
CO		678,899.91	286,960.00	-	-	965,859.91	-	6,140.09	-	-
Region IVA - CALABARZON	6001000000000	1,950,507.26	2,148,032.67	-	-	4,098,539.93	-	8,794,755.03	57,705.04	-
Regional Office - IVA	600103000004	1,950,507.26	2,148,032.67	-	-	4,098,539.93	-	8,794,755.03	57,705.04	-
PS		1,355,443.60	1,552,522.91	-	-	2,907,966.51	-	6,598,033.49	-	-
MOOE		595,063.66	595,509.76	-	-	1,190,573.42	-	2,191,721.54	57,705.04	-
FINEX		-	-	-	-	-	-	5,000.00	-	-
CO		-	-	-	-	-	-	-	-	-
Region V - Bicol	6001000000000	4,511,609.28	3,325,703.02	-	-	7,837,312.30	-	7,031,284.70	417,293.00	22,110.00
Regional Office V	600103000005	4,511,609.28	3,325,703.02	-	-	7,837,312.30	-	7,031,284.70	417,293.00	22,110.00
PS		3,034,364.01	1,960,560.48	-	-	4,994,924.49	-	1,772,075.51	-	-
MOOE		1,059,760.27	1,365,142.54	-	-	2,424,902.81	-	5,067,694.19	105,293.00	22,110.00
FINEX		-	-	-	-	-	-	6,000.00	-	-
CO		417,485.00	-	-	-	417,485.00	-	185,515.00	312,000.00	-
Region VI - Western Visayas	6001000000000	2,002,253.27	3,305,515.41	-	-	5,307,768.68	-	6,523,231.32	-	-
Regional Office VI	600103000006	2,002,253.27	3,305,515.41	-	-	5,307,768.68	-	6,523,231.32	-	-
PS		1,368,000.16	2,199,584.21	-	-	3,567,584.37	-	2,195,415.63	-	-
MOOE		634,203.11	920,289.44	-	-	1,554,492.55	-	3,946,507.45	-	-
FINEX		50.00	250.00	-	-	300.00	-	4,700.00	-	-
CO		-	185,391.76	-	-	185,391.76	-	376,608.24	-	-
Region VII - Central Visayas	6001000000000	2,259,891.76	4,183,727.70	-	-	6,443,619.46	-	6,920,214.67	180,165.87	-
Regional Office VII	600103000007	2,259,891.76	4,183,727.70	-	-	6,443,619.46	-	6,920,214.67	180,165.87	-
PS		1,752,087.21	1,989,408.25	-	-	3,741,495.46	-	2,889,338.67	180,165.87	-
MOOE		507,804.55	1,555,064.45	-	-	2,062,869.00	-	3,874,131.00	-	-
FINEX		-	-	-	-	-	-	6,000.00	-	-
CO		-	639,255.00	-	-	639,255.00	-	150,745.00	-	-
Region VIII - Eastern Visayas	6001000000000	3,424,726.97	3,581,794.29	-	-	7,006,521.26	-	8,192,478.74	-	-
Regional Office VIII	600103000008	3,424,726.97	3,581,794.29	-	-	7,006,521.26	-	8,192,478.74	-	-
PS		1,970,779.27	2,479,778.53	-	-	4,450,557.80	-	3,981,442.20	-	-
MOOE		1,453,947.70	1,044,015.76	-	-	2,497,963.46	-	4,199,036.54	-	-
FINEX		-	-	-	-	-	-	10,000.00	-	-
CO		-	58,000.00	-	-	58,000.00	-	2,000.00	-	-

STATEMENT OF APPROPRIATIONS, ALLOTMENTS, OBLIGATIONS, DISBURSEMENTS AND BALANCES
As of the Quarter Ending June 30, 2021

Department: Department of Budget and Management (DBM)
Agency: Office of the Secretary
Operating Unit: All
Organization Code (UACS): 060010000000
Fund Cluster: 01 - Regular Agency Fund

Authorization: 01 - Current Year Appropriations
Report Status: ALL

Particulars	UACS CODE	Current Year Disbursements					Balances			
		1st Quarter	2nd Quarter	3rd Quarter	4th Quarter	Total	Unreleased Appropriations	Unobligated Allotment	Unpaid Obligations (15-20) = (23+24)	
		Ending 31-Mar	Ending 30-Jun	Ending Sept. 30	Ending Dec. 31				Due and Demandable	Not Yet Due and Demandable
1	2	16	17	18	19	20=(16+17+18+19)	21=(5-10)	22=(10-15)	23	24
Region IX - Zamboanga Peninsula	60010000000	2,171,704.88	3,196,902.90	-	-	5,368,607.78	-	9,228,058.51	32,333.71	-
Regional Office IX	60010300009	2,171,704.88	3,196,902.90	-	-	5,368,607.78	-	9,228,058.51	32,333.71	-
PS		1,753,701.58	2,459,670.36	-	-	4,213,371.94	-	4,727,061.45	10,566.61	-
MOOE		418,003.30	565,217.54	-	-	983,220.84	-	4,214,312.06	21,467.10	-
FINEX		-	-	-	-	-	-	4,700.00	300.00	-
CO		-	172,015.00	-	-	172,015.00	-	281,985.00	-	-
Region X - Northern Mindanao	60010000000	1,787,934.35	3,327,221.81	-	-	5,115,156.16	-	5,421,843.84	-	-
Regional Office X	60010300010	1,787,934.35	3,327,221.81	-	-	5,115,156.16	-	5,421,843.84	-	-
PS		1,404,452.19	1,919,428.32	-	-	3,323,880.51	-	2,253,119.49	-	-
MOOE		383,482.16	1,126,268.49	-	-	1,509,750.65	-	3,076,249.35	-	-
FINEX		-	-	-	-	-	-	5,000.00	-	-
CO		-	281,525.00	-	-	281,525.00	-	87,475.00	-	-
Region XI - Davao	60010000000	3,845,160.12	6,889,541.65	-	-	10,734,701.77	-	6,092,583.25	14,714.98	-
Regional Office XI	60010300011	3,845,160.12	6,889,541.65	-	-	10,734,701.77	-	6,092,583.25	14,714.98	-
PS		2,275,542.46	5,304,064.04	-	-	7,579,606.50	-	1,611,966.52	426.98	-
MOOE		1,569,117.66	1,584,777.61	-	-	3,153,895.27	-	3,439,816.73	14,288.00	-
FINEX		500.00	700.00	-	-	1,200.00	-	3,800.00	-	-
CO		-	-	-	-	-	-	1,037,000.00	-	-
Region XII - SOCCSKSARGEN	60010000000	3,027,008.10	3,663,507.91	-	-	6,690,516.01	-	7,435,353.64	-	17,130.35
Regional Office - XII	60010300012	3,027,008.10	3,663,507.91	-	-	6,690,516.01	-	7,435,353.64	-	17,130.35
PS		1,963,031.51	2,668,999.03	-	-	4,632,030.54	-	2,918,969.48	-	-
MOOE		1,063,976.59	993,708.88	-	-	2,057,685.47	-	4,512,184.18	-	17,130.35
FINEX		-	800.00	-	-	800.00	-	4,200.00	-	-
CO		-	-	-	-	-	-	-	-	-
National Capital Region (NCR)	60010000000	59,325,763.85	83,450,147.11	-	-	142,775,910.96	-	403,983,556.16	7,470,857.84	76,638,135.04
Central Office	60010100000	57,449,232.15	80,537,864.95	-	-	137,987,097.10	-	396,144,852.58	7,470,857.84	76,563,652.48
PS		43,134,740.17	61,404,909.90	-	-	104,539,650.07	-	195,082,730.02	672,079.91	-
MOOE		14,314,491.98	19,132,955.05	-	-	33,447,447.03	-	124,637,335.56	6,798,777.93	75,220,439.48
FINEX		-	-	-	-	-	-	20,000.00	-	-
CO		-	-	-	-	-	-	76,404,787.00	-	1,343,213.00
Regional Office - NCR	60010300013	1,876,531.70	2,912,282.16	-	-	4,788,813.86	-	7,838,703.58	-	74,482.56
PS		1,541,281.79	2,300,435.08	-	-	3,841,716.87	-	4,973,283.13	-	-
MOOE		335,249.91	611,847.08	-	-	947,096.99	-	2,690,420.45	-	74,482.56
FINEX		-	-	-	-	-	-	5,000.00	-	-
CO		-	-	-	-	-	-	170,000.00	-	-
Cordillera Administrative Region (CAR)	60010000000	2,537,570.74	3,741,243.28	-	-	6,278,814.02	-	6,226,185.98	-	-
Regional Office - CAR	60010300014	2,537,570.74	3,741,243.28	-	-	6,278,814.02	-	6,226,185.98	-	-
PS		2,108,928.26	3,074,794.83	-	-	5,183,723.09	-	3,797,276.91	-	-
MOOE		428,642.48	666,248.45	-	-	1,094,890.93	-	2,369,109.07	-	-
FINEX		-	200.00	-	-	200.00	-	4,800.00	-	-
CO		-	-	-	-	-	-	55,000.00	-	-
Region XIII - CARAGA	60010000000	2,661,316.19	3,521,338.29	-	-	6,182,654.48	-	9,216,595.52	75,750.00	-
Regional Office - XIII	60010300016	2,661,316.19	3,521,338.29	-	-	6,182,654.48	-	9,216,595.52	75,750.00	-
PS		1,619,283.72	2,261,886.69	-	-	3,881,170.41	-	4,949,829.59	-	-
MOOE		789,701.47	941,771.60	-	-	1,731,473.07	-	3,381,776.93	75,750.00	-
FINEX		-	-	-	-	-	-	5,000.00	-	-
CO		252,331.00	317,680.00	-	-	570,011.00	-	879,989.00	-	-
Region IVB - MIMAROPA	60010000000	2,356,013.36	4,506,779.37	-	-	6,862,792.73	-	8,626,336.27	-	-
Regional Office - IVB	60010300017	2,356,013.36	4,506,779.37	-	-	6,862,792.73	-	8,626,336.27	-	-
PS		1,751,444.40	2,638,765.78	-	-	4,390,210.18	-	4,144,918.82	-	-
MOOE		604,568.96	1,867,213.59	-	-	2,471,782.55	-	4,267,217.45	-	-
FINEX		-	800.00	-	-	800.00	-	4,200.00	-	-
CO		-	-	-	-	-	-	210,000.00	-	-

STATEMENT OF APPROPRIATIONS, ALLOTMENTS, OBLIGATIONS, DISBURSEMENTS AND BALANCES
As of the Quarter Ending June 30, 2021

Department: Department of Budget and Management (DBM)
Agency: Office of the Secretary
Operating Unit: All
Organization Code (UACS): 060010000000
Fund Cluster: 01 - Regular Agency Fund

Authorization: 01 - Current Year Appropriations
Report Status: ALL

Particulars	UACS CODE	Current Year Disbursements					Balances			
		1st Quarter	2nd Quarter	3rd Quarter	4th Quarter	Total	Unreleased Appropriations	Unobligated Allotment	Unpaid Obligations (15-20) = (23+24)	
		Ending 31-Mar	Ending 30-Jun	Ending Sept. 30	Ending Dec. 31				Due and Demandable	Not Yet Due and Demandable
1	2	16	17	18	19	20=(16+17+18+19)	21=(5-10)	22=(10-15)	23	24
Administration of Personnel Benefits	100000100002000	2,678,870.37	178,309.37	-	-	2,857,179.74	-	10,541,946.90	-	539,744.36
Department of Budget and Management (DBM)	600000000000	2,678,870.37	178,309.37	-	-	2,857,179.74	-	10,541,946.90	-	539,744.36
Office of the Secretary	600100000000	2,678,870.37	178,309.37	-	-	2,857,179.74	-	10,541,946.90	-	539,744.36
Region I - Ilocos	600100000000	-	-	-	-	-	-	1,420,000.00	-	-
Regional Office - I	600103000001	-	-	-	-	-	-	1,420,000.00	-	-
PS	-	-	-	-	-	-	-	1,420,000.00	-	-
Region IX - Zamboanga Peninsula	600100000000	-	178,309.37	-	-	178,309.37	-	2,474,690.63	-	-
Regional Office IX	600103000009	-	178,309.37	-	-	178,309.37	-	2,474,690.63	-	-
PS	-	-	178,309.37	-	-	178,309.37	-	2,474,690.63	-	-
Region XI - Davao	600100000000	-	-	-	-	-	-	2,948,000.00	-	-
Regional Office XI	600103000011	-	-	-	-	-	-	2,948,000.00	-	-
PS	-	-	-	-	-	-	-	2,948,000.00	-	-
National Capital Region (NCR)	600100000000	-	-	-	-	-	-	3,699,255.64	-	539,744.36
Central Office	600101000000	-	-	-	-	-	-	3,699,255.64	-	539,744.36
PS	-	-	-	-	-	-	-	3,699,255.64	-	539,744.36
Region IVB - MIMAROPA	600100000000	2,678,870.37	-	-	-	2,678,870.37	-	0.63	-	-
Regional Office - IVB	600103000017	2,678,870.37	-	-	-	2,678,870.37	-	0.63	-	-
PS	-	2,678,870.37	-	-	-	2,678,870.37	-	0.63	-	-
Support to Operations	2000000000000000	30,675,520.19	38,318,153.80	-	-	68,993,673.99	-	308,157,984.22	557,043.28	29,448,982.51
Legal services	200000100001000	4,657,197.80	6,640,349.38	-	-	11,297,547.18	-	15,665,273.00	144,681.58	537,498.24
Department of Budget and Management (DBM)	600000000000	4,657,197.80	6,640,349.38	-	-	11,297,547.18	-	15,665,273.00	144,681.58	537,498.24
Office of the Secretary	600100000000	4,657,197.80	6,640,349.38	-	-	11,297,547.18	-	15,665,273.00	144,681.58	537,498.24
National Capital Region (NCR)	600100000000	4,657,197.80	6,640,349.38	-	-	11,297,547.18	-	15,665,273.00	144,681.58	537,498.24
Central Office	600101000000	4,657,197.80	6,640,349.38	-	-	11,297,547.18	-	15,665,273.00	144,681.58	537,498.24
PS	-	4,571,640.88	6,430,277.67	-	-	11,001,918.55	-	13,219,081.45	18,000.00	-
MOOE	-	85,556.92	210,071.71	-	-	295,628.63	-	2,446,191.55	126,681.58	537,498.24
CO	-	-	-	-	-	-	-	-	-	-
Information and communications technology systems	200000100002000	22,533,903.02	26,227,255.31	-	-	48,761,158.33	-	112,790,378.78	336,921.81	27,002,766.08
Department of Budget and Management (DBM)	600000000000	22,533,903.02	26,227,255.31	-	-	48,761,158.33	-	112,790,378.78	336,921.81	27,002,766.08
Office of the Secretary	600100000000	22,533,903.02	26,227,255.31	-	-	48,761,158.33	-	112,790,378.78	336,921.81	27,002,766.08
National Capital Region (NCR)	600100000000	22,533,903.02	26,227,255.31	-	-	48,761,158.33	-	112,790,378.78	336,921.81	27,002,766.08
Central Office	600101000000	22,533,903.02	26,227,255.31	-	-	48,761,158.33	-	112,790,378.78	336,921.81	27,002,766.08
PS	-	4,419,296.08	5,953,359.15	-	-	10,372,655.23	-	11,901,747.96	95,821.81	-
MOOE	-	18,114,606.94	20,273,896.16	-	-	38,388,503.10	-	100,785,630.82	241,100.00	27,002,766.08
CO	-	-	-	-	-	-	-	103,000.00	-	-
Budget Information and Training Services	200000100003000	3,437,265.34	5,389,626.62	-	-	8,826,891.96	-	15,157,135.52	48,991.06	1,690,440.46
Department of Budget and Management (DBM)	600000000000	3,437,265.34	5,389,626.62	-	-	8,826,891.96	-	15,157,135.52	48,991.06	1,690,440.46
Office of the Secretary	600100000000	3,437,265.34	5,389,626.62	-	-	8,826,891.96	-	15,157,135.52	48,991.06	1,690,440.46
National Capital Region (NCR)	600100000000	3,437,265.34	5,389,626.62	-	-	8,826,891.96	-	15,157,135.52	48,991.06	1,690,440.46
Central Office	600101000000	3,437,265.34	5,389,626.62	-	-	8,826,891.96	-	15,157,135.52	48,991.06	1,690,440.46
PS	-	2,897,160.27	4,649,057.96	-	-	7,546,218.23	-	8,005,240.77	-	-
MOOE	-	540,105.07	740,568.66	-	-	1,280,673.73	-	7,151,894.75	48,991.06	1,690,440.46
CO	-	-	-	-	-	-	-	-	-	-
Budget Improvement Project	200000200001000	-	-	-	-	-	-	3,548,712.00	2,288.00	-
Department of Budget and Management (DBM)	600000000000	-	-	-	-	-	-	3,548,712.00	2,288.00	-
Office of the Secretary	600100000000	-	-	-	-	-	-	3,548,712.00	2,288.00	-
National Capital Region (NCR)	600100000000	-	-	-	-	-	-	3,548,712.00	2,288.00	-
Central Office	600101000000	-	-	-	-	-	-	3,548,712.00	2,288.00	-
MOOE	-	-	-	-	-	-	-	3,548,712.00	2,288.00	-
Public Financial Management Program	200000200002000	47,154.03	60,922.49	-	-	108,076.52	-	160,996,484.92	24,160.83	218,277.73
Department of Budget and Management (DBM)	600000000000	47,154.03	60,922.49	-	-	108,076.52	-	160,996,484.92	24,160.83	218,277.73
Office of the Secretary	600100000000	47,154.03	60,922.49	-	-	108,076.52	-	160,996,484.92	24,160.83	218,277.73
National Capital Region (NCR)	600100000000	47,154.03	60,922.49	-	-	108,076.52	-	160,996,484.92	24,160.83	218,277.73
Central Office	600101000000	47,154.03	60,922.49	-	-	108,076.52	-	160,996,484.92	24,160.83	218,277.73
MOOE	-	47,154.03	60,922.49	-	-	108,076.52	-	160,996,484.92	24,160.83	218,277.73
CO	-	-	-	-	-	-	-	-	-	-

STATEMENT OF APPROPRIATIONS, ALLOTMENTS, OBLIGATIONS, DISBURSEMENTS AND BALANCES
As of the Quarter Ending June 30, 2021

Department: Department of Budget and Management (DBM)
Agency: Office of the Secretary
Operating Unit: All
Organization Code (UACS): 060010000000
Fund Cluster: 01 - Regular Agency Fund

Authorization: 01 - Current Year Appropriations
Report Status: ALL

Particulars	UACS CODE	Current Year Disbursements					Balances			
		1st Quarter	2nd Quarter	3rd Quarter	4th Quarter	Total	Unreleased Appropriations	Unobligated Allotment	Unpaid Obligations (15-20) = (23+24)	
		Ending 31-Mar	Ending 30-Jun	Ending Sept. 30	Ending Dec. 31				Due and Demandable	Not Yet Due and Demandable
1	2	16	17	18	19	20=(16+17+18+19)	21=(5-10)	22=(10-15)	23	24
Operations	3000000000000000	80,149,036.47	110,943,882.30	-	-	191,092,918.77	-	258,291,385.36	615,121.13	29,598,430.74
OO : Allocative efficiency and operational effectiveness enhanced	3100000000000000	76,460,498.39	105,680,402.63	-	-	182,140,901.02	-	242,082,388.99	586,289.42	29,132,809.57
ORGANIZATIONAL AND PRODUCTIVITY ENHANCEMENT	3101000000000000	7,890,097.44	11,354,651.85	-	-	19,244,749.29	-	24,592,133.08	65,579.35	880,404.28
Policy formulation, standards-setting and evaluation of management systems improvement and productivity enhancement initiatives	3101001000010000	2,666,215.30	4,000,638.93	-	-	6,666,854.23	-	8,599,949.63	19,983.49	425,212.65
Department of Budget and Management (DBM)	6000000000000000	2,666,215.30	4,000,638.93	-	-	6,666,854.23	-	8,599,949.63	19,983.49	425,212.65
Office of the Secretary	6001000000000000	2,666,215.30	4,000,638.93	-	-	6,666,854.23	-	8,599,949.63	19,983.49	425,212.65
National Capital Region (NCR)	6001000000000000	2,666,215.30	4,000,638.93	-	-	6,666,854.23	-	8,599,949.63	19,983.49	425,212.65
Central Office	6001010000000000	2,666,215.30	4,000,638.93	-	-	6,666,854.23	-	8,599,949.63	19,983.49	425,212.65
PS		2,596,945.55	3,823,839.34	-	-	6,420,784.89	-	7,398,215.11	-	-
MOOE		69,269.75	176,799.59	-	-	246,069.34	-	1,176,734.52	19,983.49	425,212.65
CO		-	-	-	-	-	-	25,000.00	-	-
Policy formulation, standards-setting, evaluation of organization and staffing modification, compensation, position classification and administration of the unified compensation and position classification system	3101001000020000	5,223,882.14	7,354,012.92	-	-	12,577,895.06	-	15,992,183.45	45,595.86	455,191.63
Department of Budget and Management (DBM)	6000000000000000	5,223,882.14	7,354,012.92	-	-	12,577,895.06	-	15,992,183.45	45,595.86	455,191.63
Office of the Secretary	6001000000000000	5,223,882.14	7,354,012.92	-	-	12,577,895.06	-	15,992,183.45	45,595.86	455,191.63
National Capital Region (NCR)	6001000000000000	5,223,882.14	7,354,012.92	-	-	12,577,895.06	-	15,992,183.45	45,595.86	455,191.63
Central Office	6001010000000000	5,223,882.14	7,354,012.92	-	-	12,577,895.06	-	15,992,183.45	45,595.86	455,191.63
PS		5,155,302.42	7,208,518.29	-	-	12,363,820.71	-	13,469,533.65	3,511.64	-
MOOE		68,579.72	145,494.63	-	-	214,074.35	-	2,522,649.80	42,084.22	455,191.63
BUDGET OPERATIONS AND PERFORMANCE MANAGEMENT	3102000000000000	65,583,872.79	90,416,253.67	-	-	156,000,126.46	-	207,112,976.56	505,948.25	27,881,471.73
Policy formulation and standard-setting on budget preparation, execution, and accountability of the NGAs, GOCCs, SUCs and LGUs	3102001000020000	4,984,879.07	7,688,153.38	-	-	12,673,032.45	-	21,608,901.16	65,059.65	24,763,722.74
Department of Budget and Management (DBM)	6000000000000000	4,984,879.07	7,688,153.38	-	-	12,673,032.45	-	21,608,901.16	65,059.65	24,763,722.74
Office of the Secretary	6001000000000000	4,984,879.07	7,688,153.38	-	-	12,673,032.45	-	21,608,901.16	65,059.65	24,763,722.74
National Capital Region (NCR)	6001000000000000	4,984,879.07	7,688,153.38	-	-	12,673,032.45	-	21,608,901.16	65,059.65	24,763,722.74
Central Office	6001010000000000	4,984,879.07	7,688,153.38	-	-	12,673,032.45	-	21,608,901.16	65,059.65	24,763,722.74
PS		4,862,724.12	7,104,986.08	-	-	11,967,710.20	-	12,429,005.80	-	-
MOOE		122,154.95	583,167.30	-	-	705,322.25	-	9,179,895.36	65,059.65	24,763,722.74
Preparation, administration and review of the budget of National Government Agencies, GOCCs, SUCs and LGUs	3102001000030000	60,598,993.72	82,728,100.29	-	-	143,327,094.01	-	185,504,075.40	440,888.60	3,117,748.99
Department of Budget and Management (DBM)	6000000000000000	60,598,993.72	82,728,100.29	-	-	143,327,094.01	-	185,504,075.40	440,888.60	3,117,748.99
Office of the Secretary	6001000000000000	60,598,993.72	82,728,100.29	-	-	143,327,094.01	-	185,504,075.40	440,888.60	3,117,748.99
Region I - Ilocos	6001000000000000	1,340,494.82	3,145,317.56	-	-	4,485,812.38	-	9,171,187.62	-	-
Regional Office - I	600103000001	1,340,494.82	3,145,317.56	-	-	4,485,812.38	-	9,171,187.62	-	-
PS		1,315,294.82	3,013,205.59	-	-	4,328,500.41	-	8,369,499.59	-	-
MOOE		25,200.00	132,111.97	-	-	157,311.97	-	801,688.03	-	-
Region II - Cagayan Valley	600100000000	2,824,664.44	3,759,373.24	-	-	6,584,037.68	-	7,305,962.32	-	-
Regional Office - II	600103000002	2,824,664.44	3,759,373.24	-	-	6,584,037.68	-	7,305,962.32	-	-
PS		2,811,456.31	3,599,392.39	-	-	6,410,848.70	-	6,264,151.30	-	-
MOOE		13,208.13	159,980.85	-	-	173,188.98	-	1,041,811.02	-	-
Region III - Central Luzon	600100000000	3,034,081.43	3,010,472.23	-	-	6,044,553.66	-	7,185,955.87	217,490.47	-
Regional Office - III	600103000003	3,034,081.43	3,010,472.23	-	-	6,044,553.66	-	7,185,955.87	217,490.47	-
PS		2,729,719.23	3,223,883.57	-	-	5,953,602.80	-	5,841,906.73	217,490.47	-
MOOE		304,362.20	(213,411.34)	-	-	90,950.86	-	1,344,049.14	-	-
Region IVA - CALABARZON	600100000000	1,544,745.09	1,782,090.25	-	-	3,326,835.34	-	3,738,164.66	-	-
Regional Office - IVA	600103000004	1,544,745.09	1,782,090.25	-	-	3,326,835.34	-	3,738,164.66	-	-
PS		1,473,642.04	1,641,071.25	-	-	3,114,713.29	-	2,950,286.71	-	-
MOOE		71,103.05	141,019.00	-	-	212,122.05	-	787,877.95	-	-
Region V - Bicol	600100000000	1,523,520.31	2,252,079.23	-	-	3,775,599.54	-	4,862,400.46	-	-
Regional Office V	600103000005	1,523,520.31	2,252,079.23	-	-	3,775,599.54	-	4,862,400.46	-	-
PS		1,503,744.81	2,175,681.48	-	-	3,679,426.29	-	3,515,573.71	-	-
MOOE		19,775.50	76,397.75	-	-	96,173.25	-	1,346,826.75	-	-

STATEMENT OF APPROPRIATIONS, ALLOTMENTS, OBLIGATIONS, DISBURSEMENTS AND BALANCES
As of the Quarter Ending June 30, 2021

FAR No. 1

Department: Department of Budget and Management (DBM)
Agency: Office of the Secretary
Operating Unit: All
Organization Code (UACS): 060010000000
Fund Cluster: 01 - Regular Agency Fund

Authorization: 01 - Current Year Appropriations
Report Status: ALL

Particulars	UACS CODE	Current Year Disbursements					Balances			
		1st Quarter	2nd Quarter	3rd Quarter	4th Quarter	Total	Unreleased Appropriations	Unobligated Allotment	Unpaid Obligations (15-20) = (23+24)	
		Ending 31-Mar	Ending 30-Jun	Ending Sept. 30	Ending Dec. 31				Due and Demandable	Not Yet Due and Demandable
1	2	16	17	18	19	20=(16+17+18+19)	21=(5-10)	22=(10-15)	23	24
Region VI - Western Visayas	60010000000	3,126,707.55	3,910,282.05	-	-	7,036,989.60	-	8,014,010.40	-	-
Regional Office VI	60010300006	3,126,707.55	3,910,282.05	-	-	7,036,989.60	-	8,014,010.40	-	-
PS		3,101,507.55	3,885,082.05	-	-	6,986,589.60	-	6,918,410.40	-	-
MOOE		25,200.00	25,200.00	-	-	50,400.00	-	1,095,600.00	-	-
Region VII - Central Visayas	60010000000	1,914,149.24	2,531,045.44	-	-	4,445,194.68	-	4,687,805.32	-	-
Regional Office VII	60010300007	1,914,149.24	2,531,045.44	-	-	4,445,194.68	-	4,687,805.32	-	-
PS		1,878,689.12	2,455,105.91	-	-	4,333,795.03	-	3,673,204.97	-	-
MOOE		35,460.12	75,939.53	-	-	111,399.65	-	1,014,600.35	-	-
Region VIII - Eastern Visayas	60010000000	2,556,692.95	3,445,866.20	-	-	6,002,559.15	-	7,127,440.85	-	-
Regional Office VIII	60010300008	2,556,692.95	3,445,866.20	-	-	6,002,559.15	-	7,127,440.85	-	-
PS		2,556,692.95	3,405,142.77	-	-	5,961,835.72	-	5,409,164.28	-	-
MOOE		-	40,723.43	-	-	40,723.43	-	1,718,276.57	-	-
Region IX - Zamboanga Peninsula	60010000000	1,490,693.67	2,439,580.88	-	-	3,930,274.55	-	5,449,826.83	34,898.62	-
Regional Office IX	60010300009	1,490,693.67	2,439,580.88	-	-	3,930,274.55	-	5,449,826.83	34,898.62	-
PS		1,478,353.53	2,428,618.60	-	-	3,906,972.13	-	3,697,404.25	27,623.62	-
MOOE		12,340.14	10,962.28	-	-	23,302.42	-	1,752,422.58	7,275.00	-
Region X - Northern Mindanao	60010000000	2,070,779.12	2,980,759.25	-	-	5,051,538.37	-	6,166,461.63	-	-
Regional Office X	60010300010	2,070,779.12	2,980,759.25	-	-	5,051,538.37	-	6,166,461.63	-	-
PS		2,065,643.12	2,971,059.25	-	-	5,036,702.37	-	4,810,297.63	-	-
MOOE		5,136.00	9,700.00	-	-	14,836.00	-	1,356,164.00	-	-
Region XI - Davao	60010000000	1,728,166.00	1,014,723.11	-	-	2,742,889.11	-	10,304,110.89	-	-
Regional Office XI	60010300011	1,728,166.00	1,014,723.11	-	-	2,742,889.11	-	10,304,110.89	-	-
PS		1,728,166.00	945,596.27	-	-	2,673,762.27	-	7,539,237.73	-	-
MOOE		-	69,126.84	-	-	69,126.84	-	2,764,873.16	-	-
Region XII - SOCCSKSARGEN	60010000000	2,224,465.97	3,108,862.02	-	-	5,333,327.99	-	6,799,536.71	-	13,135.30
Regional Office - XII	60010300012	2,224,465.97	3,108,862.02	-	-	5,333,327.99	-	6,799,536.71	-	13,135.30
PS		2,143,095.26	3,051,371.98	-	-	5,194,467.24	-	5,475,397.46	-	13,135.30
MOOE		81,370.71	57,490.04	-	-	138,860.75	-	1,324,139.25	-	-
CO		-	-	-	-	-	-	-	-	-
National Capital Region (NCR)	60010000000	29,023,262.32	40,970,845.64	-	-	69,994,107.96	-	86,194,667.19	181,418.16	3,104,613.69
Central Office	60010100000	27,226,837.40	38,623,885.54	-	-	65,850,722.94	-	81,215,052.19	181,418.16	3,030,613.71
PS		26,275,839.20	37,636,344.07	-	-	63,912,183.27	-	72,516,389.91	46,233.82	-
MOOE		950,998.20	987,541.47	-	-	1,938,539.67	-	8,648,662.28	135,184.34	3,030,613.71
CO		-	-	-	-	-	-	50,000.00	-	-
Regional Office - NCR	60010300013	1,796,424.92	2,346,960.10	-	-	4,143,385.02	-	4,979,615.00	-	73,999.98
PS		1,606,936.28	2,297,287.62	-	-	3,904,223.90	-	3,937,776.10	-	-
MOOE		189,488.64	49,672.48	-	-	239,161.12	-	1,041,838.90	-	73,999.98
CO		-	-	-	-	-	-	-	-	-
Cordillera Administrative Region (CAR)	60010000000	2,193,958.98	3,270,131.73	-	-	5,464,090.71	-	5,389,827.94	7,081.35	-
Regional Office - CAR	60010300014	2,193,958.98	3,270,131.73	-	-	5,464,090.71	-	5,389,827.94	7,081.35	-
PS		2,185,634.03	3,180,859.26	-	-	5,366,493.29	-	4,222,425.36	7,081.35	-
MOOE		8,324.95	89,272.47	-	-	97,597.42	-	1,167,402.58	-	-
Region XIII - CARAGA	60010000000	2,222,202.85	2,875,306.62	-	-	5,097,509.47	-	6,046,490.53	-	-
Regional Office - XIII	60010300016	2,222,202.85	2,875,306.62	-	-	5,097,509.47	-	6,046,490.53	-	-
PS		2,050,716.13	2,639,157.00	-	-	4,689,873.13	-	4,994,126.87	-	-
MOOE		171,486.72	236,149.62	-	-	407,636.34	-	1,052,363.66	-	-
Region IVB - MIMAROPA	60010000000	1,780,408.98	2,231,364.84	-	-	4,011,773.82	-	7,060,226.18	-	-
Regional Office - IVB	60010300017	1,780,408.98	2,231,364.84	-	-	4,011,773.82	-	7,060,226.18	-	-
PS		1,758,008.98	2,154,344.84	-	-	3,912,353.82	-	5,361,646.18	-	-
MOOE		22,400.00	77,020.00	-	-	99,420.00	-	1,698,580.00	-	-
CO		-	-	-	-	-	-	-	-	-

STATEMENT OF APPROPRIATIONS, ALLOTMENTS, OBLIGATIONS, DISBURSEMENTS AND BALANCES
As of the Quarter Ending June 30, 2021

FAR No. 1

Department: Department of Budget and Management (DBM)
Agency: Office of the Secretary
Operating Unit: All
Organization Code (UACS): 060010000000
Fund Cluster: 01 - Regular Agency Fund

Authorization: 01 - Current Year Appropriations
Report Status: ALL

Particulars	UACS CODE	Current Year Disbursements					Balances			
		1st Quarter	2nd Quarter	3rd Quarter	4th Quarter	Total	Unreleased Appropriations	Unobligated Allotment	Unpaid Obligations (15-20) = (23+24)	
		Ending 31-Mar	Ending 30-Jun	Ending Sept. 30	Ending Dec. 31				Due and Demandable	Not Yet Due and Demandable
1	2	16	17	18	19	20=(16+17+18+19)	21=(5-10)	22=(10-15)	23	24
LOCAL EXPENDITURE MANAGEMENT POLICY DEVELOPMENT	3103000000000000	2,986,528.16	3,909,497.11	-	-	6,896,025.27	-	10,377,279.35	14,761.82	370,933.56
Promulgate Public Expenditure Management (PEM) policies and practices in LGUs	310300100001000	2,986,528.16	3,909,497.11	-	-	6,896,025.27	-	10,377,279.35	14,761.82	370,933.56
Department of Budget and Management (DBM)	600000000000	2,986,528.16	3,909,497.11	-	-	6,896,025.27	-	10,377,279.35	14,761.82	370,933.56
Office of the Secretary	600100000000	2,986,528.16	3,909,497.11	-	-	6,896,025.27	-	10,377,279.35	14,761.82	370,933.56
National Capital Region (NCR)	600100000000	2,986,528.16	3,909,497.11	-	-	6,896,025.27	-	10,377,279.35	14,761.82	370,933.56
Central Office	600101000000	2,986,528.16	3,909,497.11	-	-	6,896,025.27	-	10,377,279.35	14,761.82	370,933.56
PS		2,860,188.38	3,778,657.65	-	-	6,638,846.03	-	8,804,392.15	13,761.82	-
MOOE		126,339.78	130,839.46	-	-	257,179.24	-	1,572,887.20	1,000.00	370,933.56
CO		-	-	-	-	-	-	-	-	-
OO : Budget improved through sustainable fiscal discipline and fiscal openness	3200000000000000	3,688,538.08	5,263,479.67	-	-	8,952,017.75	-	16,208,996.37	28,831.71	465,621.17
FISCAL DISCIPLINE AND OPENNESS PROGRAM	3201000000000000	3,688,538.08	5,263,479.67	-	-	8,952,017.75	-	16,208,996.37	28,831.71	465,621.17
Formulation and preparation of fiscal, expenditure, and reform frameworks to link the budget with the national development goals, and development and promotion of fiscal transparency and participation standards and	320100100003000	3,688,538.08	5,263,479.67	-	-	8,952,017.75	-	16,208,996.37	28,831.71	465,621.17
Department of Budget and Management (DBM)	600000000000	3,688,538.08	5,263,479.67	-	-	8,952,017.75	-	16,208,996.37	28,831.71	465,621.17
Office of the Secretary	600100000000	3,688,538.08	5,263,479.67	-	-	8,952,017.75	-	16,208,996.37	28,831.71	465,621.17
National Capital Region (NCR)	600100000000	3,688,538.08	5,263,479.67	-	-	8,952,017.75	-	16,208,996.37	28,831.71	465,621.17
Central Office	600101000000	3,688,538.08	5,263,479.67	-	-	8,952,017.75	-	16,208,996.37	28,831.71	465,621.17
PS		3,584,594.74	5,121,307.48	-	-	8,705,902.22	-	8,477,564.78	-	-
MOOE		103,943.34	142,172.19	-	-	246,115.53	-	7,731,431.59	28,831.71	465,621.17
CO		-	-	-	-	-	-	-	-	-
II. Automatic Appropriations		13,234,411.50	17,060,140.72	-	-	30,294,552.22	-	36,168,447.78	0.00	-
Retirement and Life Insurance Premiums	1104102	13,234,411.50	17,060,140.72	-	-	30,294,552.22	-	36,168,447.78	0.00	-
General Administration and Support	1000000000000000	5,851,007.39	7,305,207.95	-	-	13,156,215.34	-	11,008,784.66	-	-
General Management and Supervision	100000100001000	5,851,007.39	7,305,207.95	-	-	13,156,215.34	-	11,008,784.66	-	-
Department of Budget and Management (DBM)	600000000000	5,851,007.39	7,305,207.95	-	-	13,156,215.34	-	11,008,784.66	-	-
Office of the Secretary	600100000000	5,851,007.39	7,305,207.95	-	-	13,156,215.34	-	11,008,784.66	-	-
Region I - Ilocos	600100000000	167,988.36	127,757.15	-	-	295,745.51	-	199,254.49	-	-
Regional Office - I	60010300001	167,988.36	127,757.15	-	-	295,745.51	-	199,254.49	-	-
PS		167,988.36	127,757.15	-	-	295,745.51	-	199,254.49	-	-
Region II - Cagayan Valley	600100000000	158,364.34	168,668.05	-	-	327,032.39	-	314,967.61	-	-
Regional Office - II	60010300002	158,364.34	168,668.05	-	-	327,032.39	-	314,967.61	-	-
PS		158,364.34	168,668.05	-	-	327,032.39	-	314,967.61	-	-
Region III - Central Luzon	600100000000	225,738.36	150,492.24	-	-	376,230.60	-	473,769.40	-	-
Regional Office - III	60010300003	225,738.36	150,492.24	-	-	376,230.60	-	473,769.40	-	-
PS		225,738.36	150,492.24	-	-	376,230.60	-	473,769.40	-	-
Region IVA - CALABARZON	600100000000	141,322.74	150,454.29	-	-	291,777.03	-	573,222.97	-	-
Regional Office - IVA	60010300004	141,322.74	150,454.29	-	-	291,777.03	-	573,222.97	-	-
PS		141,322.74	150,454.29	-	-	291,777.03	-	573,222.97	-	-
Region V - Bicol	600100000000	184,667.40	130,329.24	-	-	314,996.64	-	298,003.36	-	-
Regional Office V	60010300005	184,667.40	130,329.24	-	-	314,996.64	-	298,003.36	-	-
PS		184,667.40	130,329.24	-	-	314,996.64	-	298,003.36	-	-
Region VI - Western Visayas	600100000000	134,766.72	134,766.72	-	-	269,533.44	-	247,466.56	-	-
Regional Office VI	60010300006	134,766.72	134,766.72	-	-	269,533.44	-	247,466.56	-	-
PS		134,766.72	134,766.72	-	-	269,533.44	-	247,466.56	-	-
Region VII - Central Visayas	600100000000	160,718.04	110,122.56	-	-	270,840.60	-	347,159.40	-	-
Regional Office VII	60010300007	160,718.04	110,122.56	-	-	270,840.60	-	347,159.40	-	-
PS		160,718.04	110,122.56	-	-	270,840.60	-	347,159.40	-	-
Region VIII - Eastern Visayas	600100000000	198,253.08	211,074.84	-	-	409,327.92	-	348,672.08	-	-
Regional Office VIII	60010300008	198,253.08	211,074.84	-	-	409,327.92	-	348,672.08	-	-
PS		198,253.08	211,074.84	-	-	409,327.92	-	348,672.08	-	-
Region IX - Zamboanga Peninsula	600100000000	183,972.72	174,209.76	-	-	358,182.48	-	448,817.52	-	-
Regional Office IX	60010300009	183,972.72	174,209.76	-	-	358,182.48	-	448,817.52	-	-
PS		183,972.72	174,209.76	-	-	358,182.48	-	448,817.52	-	-

STATEMENT OF APPROPRIATIONS, ALLOTMENTS, OBLIGATIONS, DISBURSEMENTS AND BALANCES
As of the Quarter Ending June 30, 2021

Department: Department of Budget and Management (DBM)
Agency: Office of the Secretary
Operating Unit: All
Organization Code (UACS): 060010000000
Fund Cluster: 01 - Regular Agency Fund

Authorization: 01 - Current Year Appropriations
Report Status: ALL

Particulars	UACS CODE	Current Year Disbursements					Balances			
		1st Quarter	2nd Quarter	3rd Quarter	4th Quarter	Total	Unreleased Appropriations	Unobligated Allotment	Unpaid Obligations (15-20) = (23+24)	
		Ending 31-Mar	Ending 30-Jun	Ending Sept. 30	Ending Dec. 31				Due and Demandable	Not Yet Due and Demandable
1	2	16	17	18	19	20=(16+17+18+19)	21=(5-10)	22=(10-15)	23	24
Region X - Northern Mindanao	60010000000	149,027.04	152,052.58	-	-	301,079.62	-	205,920.38	-	-
Regional Office X	60010300010	149,027.04	152,052.58	-	-	301,079.62	-	205,920.38	-	-
PS		149,027.04	152,052.58	-	-	301,079.62	-	205,920.38	-	-
Region XI - Davao	60010000000	453,364.43	309,385.60	-	-	762,750.03	-	67,249.97	-	-
Regional Office XI	60010300011	453,364.43	309,385.60	-	-	762,750.03	-	67,249.97	-	-
PS		453,364.43	309,385.60	-	-	762,750.03	-	67,249.97	-	-
Region XII - SOCCSKSARGEN	60010000000	191,318.72	196,669.78	-	-	387,988.50	-	293,011.50	-	-
Regional Office - XII	60010300012	191,318.72	196,669.78	-	-	387,988.50	-	293,011.50	-	-
PS		191,318.72	196,669.78	-	-	387,988.50	-	293,011.50	-	-
National Capital Region (NCR)	60010000000	3,150,192.60	4,551,134.35	-	-	7,701,326.95	-	5,891,673.05	-	-
Central Office	60010100000	2,989,428.84	4,374,107.21	-	-	7,363,536.05	-	5,435,463.95	-	-
PS		2,989,428.84	4,374,107.21	-	-	7,363,536.05	-	5,435,463.95	-	-
Regional Office - NCR	60010300013	160,763.76	177,027.14	-	-	337,790.90	-	456,209.10	-	-
PS		160,763.76	177,027.14	-	-	337,790.90	-	456,209.10	-	-
Cordillera Administrative Region (CAR)	60010000000	207,736.56	318,309.54	-	-	526,046.10	-	278,953.90	-	-
Regional Office - CAR	60010300014	207,736.56	318,309.54	-	-	526,046.10	-	278,953.90	-	-
PS		207,736.56	318,309.54	-	-	526,046.10	-	278,953.90	-	-
Region XIII - CARAGA	60010000000	143,576.28	147,056.68	-	-	290,632.96	-	505,367.04	-	-
Regional Office - XIII	60010300016	143,576.28	147,056.68	-	-	290,632.96	-	505,367.04	-	-
PS		143,576.28	147,056.68	-	-	290,632.96	-	505,367.04	-	-
Region IVB - MIMAROPA	60010000000	-	272,724.57	-	-	272,724.57	-	515,275.43	-	-
Regional Office - IVB	60010300017	-	272,724.57	-	-	272,724.57	-	515,275.43	-	-
PS		-	272,724.57	-	-	272,724.57	-	515,275.43	-	-
Support to Operations	200000000000000	868,908.73	1,270,776.72	-	-	2,139,685.45	-	3,594,314.55	-	-
Legal services	200000100001000	365,039.41	500,819.04	-	-	865,858.45	-	1,400,141.55	-	-
Department of Budget and Management (DBM)	6000000000000	365,039.41	500,819.04	-	-	865,858.45	-	1,400,141.55	-	-
Office of the Secretary	60010000000	365,039.41	500,819.04	-	-	865,858.45	-	1,400,141.55	-	-
National Capital Region (NCR)	60010000000	365,039.41	500,819.04	-	-	865,858.45	-	1,400,141.55	-	-
Central Office	60010100000	365,039.41	500,819.04	-	-	865,858.45	-	1,400,141.55	-	-
PS		365,039.41	500,819.04	-	-	865,858.45	-	1,400,141.55	-	-
Information and communications technology systems	200000100002000	292,980.12	451,804.80	-	-	744,784.92	-	1,293,215.08	-	-
Department of Budget and Management (DBM)	60000000000	292,980.12	451,804.80	-	-	744,784.92	-	1,293,215.08	-	-
Office of the Secretary	60010000000	292,980.12	451,804.80	-	-	744,784.92	-	1,293,215.08	-	-
National Capital Region (NCR)	60010000000	292,980.12	451,804.80	-	-	744,784.92	-	1,293,215.08	-	-
Central Office	60010100000	292,980.12	451,804.80	-	-	744,784.92	-	1,293,215.08	-	-
PS		292,980.12	451,804.80	-	-	744,784.92	-	1,293,215.08	-	-
Budget Information and Training Services	200000100003000	210,889.20	318,152.88	-	-	529,042.08	-	900,957.92	-	-
Department of Budget and Management (DBM)	60000000000	210,889.20	318,152.88	-	-	529,042.08	-	900,957.92	-	-
Office of the Secretary	60010000000	210,889.20	318,152.88	-	-	529,042.08	-	900,957.92	-	-
National Capital Region (NCR)	60010000000	210,889.20	318,152.88	-	-	529,042.08	-	900,957.92	-	-
Central Office	60010100000	210,889.20	318,152.88	-	-	529,042.08	-	900,957.92	-	-
PS		210,889.20	318,152.88	-	-	529,042.08	-	900,957.92	-	-
Operations	300000000000000	6,514,495.38	8,484,156.05	-	-	14,998,651.43	-	21,565,348.57	0.00	-
OO - Allocative efficiency and operational effectiveness enhanced	310000000000000	6,250,470.60	8,090,435.57	-	-	14,340,906.17	-	20,647,093.83	0.00	-
ORGANIZATIONAL AND PRODUCTIVITY ENHANCEMENT	310100000000000	550,807.75	828,619.68	-	-	1,379,427.43	-	2,266,572.57	-	-
Policy formulation, standards-setting and evaluation of management systems improvement and productivity enhancement initiatives	310100100001000	179,731.10	286,785.00	-	-	466,516.10	-	807,483.90	-	-
Department of Budget and Management (DBM)	60000000000	179,731.10	286,785.00	-	-	466,516.10	-	807,483.90	-	-
Office of the Secretary	60010000000	179,731.10	286,785.00	-	-	466,516.10	-	807,483.90	-	-
National Capital Region (NCR)	60010000000	179,731.10	286,785.00	-	-	466,516.10	-	807,483.90	-	-
Central Office	60010100000	179,731.10	286,785.00	-	-	466,516.10	-	807,483.90	-	-
PS		179,731.10	286,785.00	-	-	466,516.10	-	807,483.90	-	-

STATEMENT OF APPROPRIATIONS, ALLOTMENTS, OBLIGATIONS, DISBURSEMENTS AND BALANCES
As of the Quarter Ending June 30, 2021

FAR No. 1

Department: Department of Budget and Management (DBM)
Agency: Office of the Secretary
Operating Unit: All
Organization Code (UACS): 060010000000
Fund Cluster: 01 - Regular Agency Fund

Authorization: 01 - Current Year Appropriations
Report Status: ALL

Particulars	UACS CODE	Current Year Disbursements					Balances			
		1st Quarter	2nd Quarter	3rd Quarter	4th Quarter	Total	Unreleased Appropriations	Unobligated Allotment	Unpaid Obligations (15-20) = (23+24)	
		Ending 31-Mar	Ending 30-Jun	Ending Sept. 30	Ending Dec. 31				Due and Demandable	Not Yet Due and Demandable
1	2	16	17	18	19	20=(16+17+18+19)	21=(5-10)	22=(10-15)	23	24
Policy formulation, standards-setting, evaluation of organization and staffing modification, compensation, position classification and administration of the unified compensation and position classification system	310100100002000	371,076.65	541,834.68	-	-	912,911.33	-	1,459,088.67	-	-
Department of Budget and Management (DBM)	600000000000	371,076.65	541,834.68	-	-	912,911.33	-	1,459,088.67	-	-
Office of the Secretary	600100000000	371,076.65	541,834.68	-	-	912,911.33	-	1,459,088.67	-	-
National Capital Region (NCR)	600100000000	371,076.65	541,834.68	-	-	912,911.33	-	1,459,088.67	-	-
Central Office	600101000000	371,076.65	541,834.68	-	-	912,911.33	-	1,459,088.67	-	-
PS		371,076.65	541,834.68	-	-	912,911.33	-	1,459,088.67	-	-
BUDGET OPERATIONS AND PERFORMANCE MANAGEMENT	310200000000000	5,495,802.29	6,975,954.89	-	-	12,471,757.18	-	17,453,242.82	0.00	-
Policy formulation and standard-setting on budget preparation, execution, and accountability of the NGAs, GOCCs, SUCs and LGUs	310200100002000	346,353.76	536,218.92	-	-	882,572.68	-	1,369,427.32	-	-
Department of Budget and Management (DBM)	600000000000	346,353.76	536,218.92	-	-	882,572.68	-	1,369,427.32	-	-
Office of the Secretary	600100000000	346,353.76	536,218.92	-	-	882,572.68	-	1,369,427.32	-	-
National Capital Region (NCR)	600100000000	346,353.76	536,218.92	-	-	882,572.68	-	1,369,427.32	-	-
Central Office	600101000000	346,353.76	536,218.92	-	-	882,572.68	-	1,369,427.32	-	-
PS		346,353.76	536,218.92	-	-	882,572.68	-	1,369,427.32	-	-
Preparation, administration and review of the budget of National Government Agencies, GOCCs, SUCs and LGUs	310200100003000	5,149,448.53	6,439,735.97	-	-	11,589,184.50	-	16,083,815.50	0.00	-
Department of Budget and Management (DBM)	600000000000	5,149,448.53	6,439,735.97	-	-	11,589,184.50	-	16,083,815.50	0.00	-
Office of the Secretary	600100000000	5,149,448.53	6,439,735.97	-	-	11,589,184.50	-	16,083,815.50	0.00	-
Region I - Ilocos	600100000000	210,392.24	251,628.48	-	-	462,020.72	-	724,979.28	-	-
Regional Office - I	600103000001	210,392.24	251,628.48	-	-	462,020.72	-	724,979.28	-	-
PS		210,392.24	251,628.48	-	-	462,020.72	-	724,979.28	-	-
Region II - Cagayan Valley	600100000000	309,239.66	309,033.06	-	-	618,272.72	-	570,727.28	-	-
Regional Office - II	600103000002	309,239.66	309,033.06	-	-	618,272.72	-	570,727.28	-	-
PS		309,239.66	309,033.06	-	-	618,272.72	-	570,727.28	-	-
Region III - Central Luzon	600100000000	291,104.64	194,069.76	-	-	485,174.40	-	640,825.60	-	-
Regional Office - III	600103000003	291,104.64	194,069.76	-	-	485,174.40	-	640,825.60	-	-
PS		291,104.64	194,069.76	-	-	485,174.40	-	640,825.60	-	-
Region IVA - CALABARZON	600100000000	158,449.77	170,632.33	-	-	329,082.10	-	248,917.90	-	-
Regional Office - IVA	600103000004	158,449.77	170,632.33	-	-	329,082.10	-	248,917.90	-	-
PS		158,449.77	170,632.33	-	-	329,082.10	-	248,917.90	-	-
Region V - Bicol	600100000000	167,497.92	126,026.04	-	-	293,523.96	-	386,476.04	-	-
Regional Office V	600103000005	167,497.92	126,026.04	-	-	293,523.96	-	386,476.04	-	-
PS		167,497.92	126,026.04	-	-	293,523.96	-	386,476.04	-	-
Region VI - Western Visayas	600100000000	326,593.80	326,385.72	-	-	652,979.52	-	648,020.48	-	-
Regional Office VI	600103000006	326,593.80	326,385.72	-	-	652,979.52	-	648,020.48	-	-
PS		326,593.80	326,385.72	-	-	652,979.52	-	648,020.48	-	-
Region VII - Central Visayas	600100000000	207,171.12	135,882.96	-	-	343,054.08	-	411,945.92	-	-
Regional Office VII	600103000007	207,171.12	135,882.96	-	-	343,054.08	-	411,945.92	-	-
PS		207,171.12	135,882.96	-	-	343,054.08	-	411,945.92	-	-
Region VIII - Eastern Visayas	600100000000	301,091.10	313,624.16	-	-	614,715.26	-	453,284.74	-	-
Regional Office VIII	600103000008	301,091.10	313,624.16	-	-	614,715.26	-	453,284.74	-	-
PS		301,091.10	313,624.16	-	-	614,715.26	-	453,284.74	-	-
Region IX - Zamboanga Peninsula	600100000000	160,221.05	201,222.87	-	-	361,443.92	-	355,556.08	-	-
Regional Office IX	600103000009	160,221.05	201,222.87	-	-	361,443.92	-	355,556.08	-	-
PS		160,221.05	201,222.87	-	-	361,443.92	-	355,556.08	-	-
Region X - Northern Mindanao	600100000000	224,381.76	243,073.32	-	-	467,455.08	-	443,544.92	-	-
Regional Office X	600103000010	224,381.76	243,073.32	-	-	467,455.08	-	443,544.92	-	-
PS		224,381.76	243,073.32	-	-	467,455.08	-	443,544.92	-	-
Region XI - Davao	600100000000	-	183,193.71	-	-	183,193.71	-	775,806.29	-	-
Regional Office XI	600103000011	-	183,193.71	-	-	183,193.71	-	775,806.29	-	-
PS		-	183,193.71	-	-	183,193.71	-	775,806.29	-	-

STATEMENT OF APPROPRIATIONS, ALLOTMENTS, OBLIGATIONS, DISBURSEMENTS AND BALANCES
As of the Quarter Ending June 30, 2021

Department: Department of Budget and Management (DBM)
Agency: Office of the Secretary
Operating Unit: All
Organization Code (UACS): 060010000000
Fund Cluster: 01 - Regular Agency Fund

Authorization: 01 - Current Year Appropriations
Report Status: ALL

Particulars	UACS CODE	Current Year Disbursements					Balances			
		1st Quarter	2nd Quarter	3rd Quarter	4th Quarter	Total	Unreleased Appropriations	Unobligated Allotment	Unpaid Obligations (15-20) = (23+24)	
		Ending 31-Mar	Ending 30-Jun	Ending Sept. 30	Ending Dec. 31				Due and Demandable	Not Yet Due and Demandable
1	2	16	17	18	19	20=(16+17+18+19)	21=(5-10)	22=(10-15)	23	24
Region XII - SOCCSKSARGEN	60010000000	234,678.80	246,267.81	-	-	480,946.61	-	521,053.39	-	-
Regional Office - XII	60010300012	234,678.80	246,267.81	-	-	480,946.61	-	521,053.39	-	-
PS		234,678.80	246,267.81	-	-	480,946.61	-	521,053.39	-	-
National Capital Region (NCR)	60010000000	2,085,024.35	2,991,754.24	-	-	5,076,778.59	-	8,439,221.41	-	-
Central Office	60010100000	1,903,429.55	2,790,520.68	-	-	4,693,950.23	-	8,084,049.77	-	-
PS		1,903,429.55	2,790,520.68	-	-	4,693,950.23	-	8,084,049.77	-	-
Regional Office - NCR	60010300013	181,594.80	201,233.56	-	-	382,828.36	-	355,171.64	-	-
PS		181,594.80	201,233.56	-	-	382,828.36	-	355,171.64	-	-
Cordillera Administrative Region (CAR)	60010000000	253,989.00	183,549.00	-	-	437,538.00	-	463,462.00	-	-
Regional Office - CAR	60010300014	253,989.00	183,549.00	-	-	437,538.00	-	463,462.00	-	-
PS		253,989.00	183,549.00	-	-	437,538.00	-	463,462.00	-	-
Region XIII - CARAGA	60010000000	219,613.32	222,212.87	-	-	441,826.19	-	468,173.81	-	-
Regional Office - XIII	60010300016	219,613.32	222,212.87	-	-	441,826.19	-	468,173.81	-	-
PS		219,613.32	222,212.87	-	-	441,826.19	-	468,173.81	-	-
Region IVB - MIMAROPA	60010000000	-	341,179.64	-	-	341,179.64	-	531,820.36	0.00	-
Regional Office - IVB	60010300017	-	341,179.64	-	-	341,179.64	-	531,820.36	0.00	-
PS		-	341,179.64	-	-	341,179.64	-	531,820.36	0.00	-
LOCAL EXPENDITURE MANAGEMENT POLICY DEVELOPMENT PROGRAM	3103000000000000	203,860.56	285,861.00	-	-	489,721.56	-	927,278.44	-	-
Promulgate Public Expenditure Management (PEM) policies and practices in LGUs	310300100001000	203,860.56	285,861.00	-	-	489,721.56	-	927,278.44	-	-
Department of Budget and Management (DBM)	6000000000000	203,860.56	285,861.00	-	-	489,721.56	-	927,278.44	-	-
Office of the Secretary	60010000000	203,860.56	285,861.00	-	-	489,721.56	-	927,278.44	-	-
National Capital Region (NCR)	60010000000	203,860.56	285,861.00	-	-	489,721.56	-	927,278.44	-	-
Central Office	60010100000	203,860.56	285,861.00	-	-	489,721.56	-	927,278.44	-	-
PS		203,860.56	285,861.00	-	-	489,721.56	-	927,278.44	-	-
OO : Budget improved through sustainable fiscal discipline and FISCAL DISCIPLINE AND OPENNESS PROGRAM	3200000000000000	264,024.78	393,720.48	-	-	657,745.26	-	918,254.74	-	-
Formulation and preparation of fiscal, expenditure, and reform frameworks to link the budget with the national development goals, and development and promotion of fiscal transparency and participation standards and	320100100003000	264,024.78	393,720.48	-	-	657,745.26	-	918,254.74	-	-
Department of Budget and Management (DBM)	6000000000000	264,024.78	393,720.48	-	-	657,745.26	-	918,254.74	-	-
Office of the Secretary	60010000000	264,024.78	393,720.48	-	-	657,745.26	-	918,254.74	-	-
National Capital Region (NCR)	60010000000	264,024.78	393,720.48	-	-	657,745.26	-	918,254.74	-	-
Central Office	60010100000	264,024.78	393,720.48	-	-	657,745.26	-	918,254.74	-	-
PS		264,024.78	393,720.48	-	-	657,745.26	-	918,254.74	-	-
III. Special Purpose Fund		-	24,749,530.98	-	-	24,749,530.98	-	782,623.42	87,296.60	-
Miscellaneous Personnel Benefits Fund	1101406	-	24,749,530.98	-	-	24,749,530.98	-	782,623.42	87,296.60	-
Purpose	4000000000000000	-	24,749,530.98	-	-	24,749,530.98	-	782,623.42	87,296.60	-
Miscellaneous Personnel Benefits Fund	4007000000000000	-	24,749,530.98	-	-	24,749,530.98	-	782,623.42	87,296.60	-
Performance-Based Bonus	4007000000001000	-	24,749,530.98	-	-	24,749,530.98	-	782,623.42	87,296.60	-
Department of Budget and Management (DBM)	6000000000000	-	24,749,530.98	-	-	24,749,530.98	-	782,623.42	87,296.60	-
Office of the Secretary	60010000000	-	24,749,530.98	-	-	24,749,530.98	-	782,623.42	87,296.60	-
Region I - Ilocos	60010000000	-	672,822.20	-	-	672,822.20	-	0.80	-	-
Regional Office - I	60010300001	-	672,822.20	-	-	672,822.20	-	0.80	-	-
PS		-	672,822.20	-	-	672,822.20	-	0.80	-	-
Region II - Cagayan Valley	60010000000	-	604,884.00	-	-	604,884.00	-	-	-	-
Regional Office - II	60010300002	-	604,884.00	-	-	604,884.00	-	-	-	-
PS		-	604,884.00	-	-	604,884.00	-	-	-	-
Region III - Central Luzon	60010000000	-	761,657.37	-	-	761,657.37	-	0.63	-	-
Regional Office - III	60010300003	-	761,657.37	-	-	761,657.37	-	0.63	-	-
PS		-	761,657.37	-	-	761,657.37	-	0.63	-	-
Region IVA - CALABARZON	60010000000	-	504,871.10	-	-	504,871.10	-	51,156.90	-	-
Regional Office - IVA	60010300004	-	504,871.10	-	-	504,871.10	-	51,156.90	-	-
PS		-	504,871.10	-	-	504,871.10	-	51,156.90	-	-


STATEMENT OF APPROPRIATIONS, ALLOTMENTS, OBLIGATIONS, DISBURSEMENTS AND BALANCES
As of the Quarter Ending June 30, 2021

Department: Department of Budget and Management (DBM)
Agency: Office of the Secretary
Operating Unit: All
Organization Code (UACS): 060010000000
Fund Cluster: 01 - Regular Agency Fund

Authorization: 01 - Current Year Appropriations
Report Status: ALL

Particulars	UACS CODE	Current Year Disbursements					Balances			
		1st Quarter Ending 31-Mar	2nd Quarter Ending 30-Jun	3rd Quarter Ending Sept. 30	4th Quarter Ending Dec. 31	Total	Unreleased Appropriations	Unobligated Allotment	Unpaid Obligations (16-20) = (23+24)	
		16	17	18	19	20=(16+17+18+19)	21=(5-10)	22=(10-16)	Due and Demandable 23	Not Yet Due and Demandable 24
Region V - Bicol	60010000000	-	452,621.10	-	-	452,621.10	-	0.90	-	-
Regional Office V	60010300005	-	452,621.10	-	-	452,621.10	-	0.90	-	-
PS		-	452,621.10	-	-	452,621.10	-	0.90	-	-
Region VI - Western Visayas	60010000000	-	628,294.75	-	-	628,294.75	-	0.25	-	-
Regional Office VI	60010300006	-	628,294.75	-	-	628,294.75	-	0.25	-	-
PS		-	628,294.75	-	-	628,294.75	-	0.25	-	-
Region VII - Central Visayas	60010000000	-	681,470.11	-	-	681,470.11	-	0.89	-	-
Regional Office VII	60010300007	-	681,470.11	-	-	681,470.11	-	0.89	-	-
PS		-	681,470.11	-	-	681,470.11	-	0.89	-	-
Region VIII - Eastern Visayas	60010000000	-	640,342.40	-	-	640,342.40	-	15,272.60	-	-
Regional Office VIII	60010300008	-	640,342.40	-	-	640,342.40	-	15,272.60	-	-
PS		-	640,342.40	-	-	640,342.40	-	15,272.60	-	-
Region IX - Zamboanga Peninsula	60010000000	-	530,178.00	-	-	530,178.00	-	2,776.00	-	-
Regional Office IX	60010300009	-	530,178.00	-	-	530,178.00	-	2,776.00	-	-
PS		-	530,178.00	-	-	530,178.00	-	2,776.00	-	-
Region X - Northern Mindanao	60010000000	-	531,817.30	-	-	531,817.30	-	0.70	-	-
Regional Office X	60010300010	-	531,817.30	-	-	531,817.30	-	0.70	-	-
PS		-	531,817.30	-	-	531,817.30	-	0.70	-	-
Region XI - Davao	60010000000	-	551,787.60	-	-	551,787.60	-	0.40	-	-
Regional Office XI	60010300011	-	551,787.60	-	-	551,787.60	-	0.40	-	-
PS		-	551,787.60	-	-	551,787.60	-	0.40	-	-
Region XII - SOCCSKSARGEN	60010000000	-	568,768.20	-	-	568,768.20	-	0.80	-	-
Regional Office - XII	60010300012	-	568,768.20	-	-	568,768.20	-	0.80	-	-
PS		-	568,768.20	-	-	568,768.20	-	0.80	-	-
National Capital Region (NCR)	60010000000	-	15,733,021.82	-	-	15,733,021.82	-	713,410.58	87,296.60	-
Central Office	60010100000	-	15,071,330.92	-	-	15,071,330.92	-	680,453.48	87,296.60	-
PS		-	15,071,330.92	-	-	15,071,330.92	-	680,453.48	87,296.60	-
Regional Office - NCR	60010300013	-	661,690.90	-	-	661,690.90	-	32,957.10	-	-
PS		-	661,690.90	-	-	661,690.90	-	32,957.10	-	-
Cordillera Administrative Region (CAR)	60010000000	-	668,301.17	-	-	668,301.17	-	0.83	-	-
Regional Office - CAR	60010300014	-	668,301.17	-	-	668,301.17	-	0.83	-	-
PS		-	668,301.17	-	-	668,301.17	-	0.83	-	-
Region XIII - CARAGA	60010000000	-	659,973.11	-	-	659,973.11	-	0.89	-	-
Regional Office - XIII	60010300016	-	659,973.11	-	-	659,973.11	-	0.89	-	-
PS		-	659,973.11	-	-	659,973.11	-	0.89	-	-
Region IVB - MIMAROPA	60010000000	-	558,720.75	-	-	558,720.75	-	0.25	-	-
Regional Office - IVB	60010300017	-	558,720.75	-	-	558,720.75	-	0.25	-	-
PS		-	558,720.75	-	-	558,720.75	-	0.25	-	-
GRAND TOTAL		228,157,919.18	327,970,395.91	-	-	556,128,315.09	-	1,131,497,571.95	9,697,030.96	136,264,533.00
PS		177,959,527.98	266,646,367.19	-	-	444,605,895.17	-	539,452,866.16	1,568,810.01	552,879.66
MOOE		47,969,065.29	59,197,531.96	-	-	107,166,597.25	-	510,434,041.46	7,815,920.95	134,368,440.34
FinEX		550.00	2,750.00	-	-	3,300.00	-	103,400.00	300.00	-
CO		2,228,775.91	2,123,746.76	-	-	4,352,522.67	-	81,507,264.33	312,000.00	1,343,213.00

Recommended By: 
DANTE B. DE CHAVEZ
Director, FS
Date:

Approved By: 
CLARITO ALEJANDRO D. MAGSINO
Assistant Secretary, Functional Group Head
Internal Management Group
Date:

Digitally signed by
Clarito Alejandro
D. Magsino

STATEMENT OF APPROPRIATIONS, ALLOTMENTS, OBLIGATIONS, DISBURSEMENTS AND BALANCES

As at the Quarter Ending June 30, 2021

Department : Department of Budget and Management (DBM)
 Agency/Entity : Office of the Secretary
 Region : ALL
 Division : ALL
 Operating Unit : ALL
 Organization Code (UACS) : ALL

	Current Year Appropriations
	Supplemental Appropriations
X	Continuing Appropriations

(e.g. UACS Fund Cluster: 01-Regular Agency Fund, 02-Foreign Assisted Projects Fund, 03-Special Account-Locally Funded/Domestic Grants Fund, and 04-Special Account-Foreign Assisted/Foreign Grants Fund)

Particulars	UACS CODE	Current Year Disbursements					Balances			
		1st Quarter Ending March 31	2nd Quarter Ending June 30	3rd Quarter Ending Sept. 30	4th Quarter Ending Dec. 31	TOTAL	Unreleased Appro	Unobligated Allotments	Unpaid Obligations	
									Due and Demandable	Not Yet Due and
1	2	16	17	18	19	20=(16+17+18+19)	21=(5-10)	22=(10-15)	23	24
01 - Regular Agency Fund		6,514,380.91	31,401,786.17	0.00	0.00	37,916,167.08	0.00	438,633,274.03	1,009,398.75	4,985,070.00
I. Agency Specific Budget		6,514,380.91	31,247,130.17	0.00	0.00	37,761,511.08	0.00	436,484,205.51	1,009,398.75	4,985,070.00
General Administration and Support	1000000000000000	3,458,402.23	16,323,462.59	0.00	0.00	19,781,864.82	0.00	292,800,565.82	602,604.03	4,985,070.00
General Management and Supervision	100000100001000	3,301,801.58	16,323,462.59	0.00	0.00	19,625,264.17	0.00	289,039,188.29	602,604.03	4,985,070.00
National Capital Region (NCR)		508,854.04	6,027,874.31	0.00	0.00	6,536,728.35	0.00	94,404,619.91	602,604.03	4,985,070.00
Central Office		370,427.26	5,295,878.72	0.00	0.00	5,666,305.98	0.00	92,679,706.35	602,604.03	4,985,070.00
PS		306,177.26	5,209,835.45	0.00	0.00	5,516,012.71	0.00	30,050,105.43	598,104.03	0.00
MOOE		64,250.00	86,043.27	0.00	0.00	150,293.27	0.00	6,027,882.92	4,500.00	2,368,500.00
FinEx		0.00	0.00	0.00	0.00	0.00	0.00	17,600.00	0.00	0.00
CO		0.00	0.00	0.00	0.00	0.00	0.00	56,584,118.00	0.00	2,616,570.00
Regional Office - NCR		138,426.78	731,995.59	0.00	0.00	870,422.37	0.00	1,724,913.56	0.00	0.00
PS		12,938.78	574,807.59	0.00	0.00	587,746.37	0.00	1,716,146.20	0.00	0.00
MOOE		125,488.00	157,188.00	0.00	0.00	282,676.00	0.00	3,767.36	0.00	0.00
FinEx		0.00	0.00	0.00	0.00	0.00	0.00	5,000.00	0.00	0.00
Region I - Ilocos		640,883.73	1,311,476.70	0.00	0.00	1,952,360.43	0.00	3,074,788.94	0.00	0.00
Regional Office - I		640,883.73	1,311,476.70	0.00	0.00	1,952,360.43	0.00	3,074,788.94	0.00	0.00
PS		254,207.37	1,124,576.00	0.00	0.00	1,378,783.37	0.00	1,317,202.33	0.00	0.00
MOOE		386,676.36	186,900.70	0.00	0.00	573,577.06	0.00	192,586.61	0.00	0.00
FinEx		0.00	0.00	0.00	0.00	0.00	0.00	5,000.00	0.00	0.00
CO		0.00	0.00	0.00	0.00	0.00	0.00	1,560,000.00	0.00	0.00

STATEMENT OF APPROPRIATIONS, ALLOTMENTS, OBLIGATIONS, DISBURSEMENTS AND BALANCES

As at the Quarter Ending June 30, 2021

Department : Department of Budget and Management (DBM)
 Agency/Entity : Office of the Secretary
 Region : ALL
 Division : ALL
 Operating Unit : ALL
 Organization Code (UACS) : ALL

	Current Year Appropriations
	Supplemental Appropriations
X	Continuing Appropriations

(e.g. UACS Fund Cluster: 01-Regular Agency Fund, 02-Foreign Assisted Projects Fund, 03-Special Account-Locally Funded/Domestic Grants Fund, and 04-Special Account-Foreign Assisted/Foreign Grants Fund)

Particulars	UACS CODE	Current Year Disbursements					Balances			
		1st Quarter Ending March 31	2nd Quarter Ending June 30	3rd Quarter Ending Sept. 30	4th Quarter Ending Dec. 31	TOTAL	Unreleased Appro	Unobligated Allotments	Unpaid Obligations	
		16	17	18	19	20=(16+17+18+19)	21=(5-10)	22=(10-15)	Due and Demandable	Not Yet Due and
1	2	16	17	18	19	20=(16+17+18+19)	21=(5-10)	22=(10-15)	23	24
Cordillera Administrative Region (CAR)		0.00	312,000.00	0.00	0.00	312,000.00	0.00	81,105,467.65	0.00	0.00
Regional Office - CAR		0.00	312,000.00	0.00	0.00	312,000.00	0.00	81,105,467.65	0.00	0.00
PS		0.00	312,000.00	0.00	0.00	312,000.00	0.00	347,075.85	0.00	0.00
MOOE		0.00	0.00	0.00	0.00	0.00	0.00	757,941.80	0.00	0.00
FinEx		0.00	0.00	0.00	0.00	0.00	0.00	450.00	0.00	0.00
CO		0.00	0.00	0.00	0.00	0.00	0.00	80,000,000.00	0.00	0.00
Region II - Cagayan Valley		0.00	278,532.00	0.00	0.00	278,532.00	0.00	907,287.07	0.00	0.00
Regional Office - II		0.00	278,532.00	0.00	0.00	278,532.00	0.00	907,287.07	0.00	0.00
PS		0.00	278,532.00	0.00	0.00	278,532.00	0.00	1.16	0.00	0.00
MOOE		0.00	0.00	0.00	0.00	0.00	0.00	336,035.48	0.00	0.00
FinEx		0.00	0.00	0.00	0.00	0.00	0.00	5,000.00	0.00	0.00
CO		0.00	0.00	0.00	0.00	0.00	0.00	566,250.43	0.00	0.00
Region III - Central Luzon		135,347.44	899,870.24	0.00	0.00	1,035,217.68	0.00	5,138.64	0.00	0.00
Regional Office - III		135,347.44	899,870.24	0.00	0.00	1,035,217.68	0.00	5,138.64	0.00	0.00
PS		0.00	396,068.00	0.00	0.00	396,068.00	0.00	2.11	0.00	0.00
MOOE		135,347.44	503,802.24	0.00	0.00	639,149.68	0.00	136.53	0.00	0.00
FinEx		0.00	0.00	0.00	0.00	0.00	0.00	5,000.00	0.00	0.00
Region IVA - CALABARZON		1,184,662.05	806,367.05	0.00	0.00	1,991,029.10	0.00	1,607,990.24	0.00	0.00
Regional Office - IVA		1,184,662.05	806,367.05	0.00	0.00	1,991,029.10	0.00	1,607,990.24	0.00	0.00
PS		600,864.22	804,268.64	0.00	0.00	1,405,132.86	0.00	1,503,106.61	0.00	0.00

STATEMENT OF APPROPRIATIONS, ALLOTMENTS, OBLIGATIONS, DISBURSEMENTS AND BALANCES

As at the Quarter Ending June 30, 2021

Department : Department of Budget and Management (DBM)
 Agency/Entity : Office of the Secretary
 Region : ALL
 Division : ALL
 Operating Unit : ALL
 Organization Code (UACS) : ALL

	Current Year Appropriations
	Supplemental Appropriations
X	Continuing Appropriations

(e.g. UACS Fund Cluster: 01-Regular Agency Fund, 02-Foreign Assisted Projects Fund, 03-Special Account-Locally Funded/Domestic Grants Fund, and 04-Special Account-Foreign Assisted/Foreign Grants Fund)

Particulars	UACS CODE	Current Year Disbursements					Balances			
		1st Quarter Ending March 31	2nd Quarter Ending June 30	3rd Quarter Ending Sept. 30	4th Quarter Ending Dec. 31	TOTAL	Unreleased Appro	Unobligated Allotments	Unpaid Obligations	
		16	17	18	19	20=(16+17+18+19)	21=(5-10)	22=(10-15)	Due and Demandable 23	Not Yet Due and 24
MOOE		521,497.43	2,098.41	0.00	0.00	523,595.84	0.00	184.03	0.00	0.00
FinEx		0.00	0.00	0.00	0.00	0.00	0.00	5,000.00	0.00	0.00
CO		62,300.40	0.00	0.00	0.00	62,300.40	0.00	99,699.60	0.00	0.00
Region IVB - MIMAROPA		0.00	1,070,473.48	0.00	0.00	1,070,473.48	0.00	825,415.44	0.00	0.00
Regional Office - IVB		0.00	1,070,473.48	0.00	0.00	1,070,473.48	0.00	825,415.44	0.00	0.00
PS		0.00	0.00	0.00	0.00	0.00	0.00	311,313.09	0.00	0.00
MOOE		0.00	1,070,473.48	0.00	0.00	1,070,473.48	0.00	510,702.35	0.00	0.00
FinEx		0.00	0.00	0.00	0.00	0.00	0.00	3,400.00	0.00	0.00
Region V - Bicol		0.00	1,054,979.07	0.00	0.00	1,054,979.07	0.00	1,117,326.61	0.00	0.00
Regional Office V		0.00	1,054,979.07	0.00	0.00	1,054,979.07	0.00	1,117,326.61	0.00	0.00
PS		0.00	960,543.76	0.00	0.00	960,543.76	0.00	1.48	0.00	0.00
MOOE		0.00	94,435.31	0.00	0.00	94,435.31	0.00	24,159.35	0.00	0.00
FinEx		0.00	0.00	0.00	0.00	0.00	0.00	6,000.00	0.00	0.00
CO		0.00	0.00	0.00	0.00	0.00	0.00	1,087,165.78	0.00	0.00
Region VI - Western Visayas		0.00	518,778.00	0.00	0.00	518,778.00	0.00	752,589.66	0.00	0.00
Regional Office VI		0.00	518,778.00	0.00	0.00	518,778.00	0.00	752,589.66	0.00	0.00
PS		0.00	518,778.00	0.00	0.00	518,778.00	0.00	8,574.88	0.00	0.00
MOOE		0.00	0.00	0.00	0.00	0.00	0.00	727,964.78	0.00	0.00
FinEx		0.00	0.00	0.00	0.00	0.00	0.00	4,300.00	0.00	0.00
CO		0.00	0.00	0.00	0.00	0.00	0.00	11,750.00	0.00	0.00

STATEMENT OF APPROPRIATIONS, ALLOTMENTS, OBLIGATIONS, DISBURSEMENTS AND BALANCES

As at the Quarter Ending June 30, 2021

Department : Department of Budget and Management (DBM)
 Agency/Entity : Office of the Secretary
 Region : ALL
 Division : ALL
 Operating Unit : ALL
 Organization Code (UACS) : ALL

	Current Year Appropriations
	Supplemental Appropriations
X	Continuing Appropriations

(e.g. UACS Fund Cluster: 01-Regular Agency Fund, 02-Foreign Assisted Projects Fund, 03-Special Account-Locally Funded/Domestic Grants Fund, and 04-Special Account-Foreign Assisted/Foreign Grants Fund)

Particulars	UACS CODE	Current Year Disbursements					Balances			
		1st Quarter Ending March 31	2nd Quarter Ending June 30	3rd Quarter Ending Sept. 30	4th Quarter Ending Dec. 31	TOTAL	Unreleased Appro	Unobligated Allotments	Unpaid Obligations	
									Due and Demandable	Not Yet Due and
1	2	16	17	18	19	20=(16+17+18+19)	21=(5-10)	22=(10-15)	23	24
Region VII - Central Visayas		298,023.69	404,175.17	0.00	0.00	702,198.86	0.00	1,207,383.26	0.00	0.00
Regional Office VII		298,023.69	404,175.17	0.00	0.00	702,198.86	0.00	1,207,383.26	0.00	0.00
PS		298,023.69	401,125.17	0.00	0.00	699,148.86	0.00	889,233.73	0.00	0.00
MOOE		0.00	3,050.00	0.00	0.00	3,050.00	0.00	287,557.59	0.00	0.00
FinEx		0.00	0.00	0.00	0.00	0.00	0.00	6,000.00	0.00	0.00
CO		0.00	0.00	0.00	0.00	0.00	0.00	24,591.94	0.00	0.00
Region VIII - Eastern Visayas		124,187.32	1,281,894.67	0.00	0.00	1,406,081.99	0.00	2,147,499.87	0.00	0.00
Regional Office VIII		124,187.32	1,281,894.67	0.00	0.00	1,406,081.99	0.00	2,147,499.87	0.00	0.00
PS		99,539.00	1,224,908.92	0.00	0.00	1,324,447.92	0.00	388,207.05	0.00	0.00
MOOE		24,648.32	56,985.75	0.00	0.00	81,634.07	0.00	749,292.82	0.00	0.00
FinEx		0.00	0.00	0.00	0.00	0.00	0.00	10,000.00	0.00	0.00
CO		0.00	0.00	0.00	0.00	0.00	0.00	1,000,000.00	0.00	0.00
Region IX - Zamboanga Peninsula		197,053.15	904,546.32	0.00	0.00	1,101,599.47	0.00	1,163,790.33	0.00	0.00
Regional Office IX		197,053.15	904,546.32	0.00	0.00	1,101,599.47	0.00	1,163,790.33	0.00	0.00
PS		0.00	276,000.00	0.00	0.00	276,000.00	0.00	5,196.38	0.00	0.00
MOOE		197,053.15	628,546.32	0.00	0.00	825,599.47	0.00	1,154,293.95	0.00	0.00
FinEx		0.00	0.00	0.00	0.00	0.00	0.00	4,300.00	0.00	0.00
Region X - Northern Mindanao		0.00	108,000.00	0.00	0.00	108,000.00	0.00	2,415,695.70	0.00	0.00
Regional Office X		0.00	108,000.00	0.00	0.00	108,000.00	0.00	2,415,695.70	0.00	0.00

STATEMENT OF APPROPRIATIONS, ALLOTMENTS, OBLIGATIONS, DISBURSEMENTS AND BALANCES

As at the Quarter Ending June 30, 2021

Department : Department of Budget and Management (DBM)
 Agency/Entity : Office of the Secretary
 Region : ALL
 Division : ALL
 Operating Unit : ALL
 Organization Code (UACS) : ALL

	Current Year Appropriations
	Supplemental Appropriations
X	Continuing Appropriations

(e.g. UACS Fund Cluster: 01-Regular Agency Fund, 02-Foreign Assisted Projects Fund, 03-Special Account-Locally Funded/Domestic Grants Fund, and 04-Special Account-Foreign Assisted/Foreign Grants Fund)

Particulars	UACS CODE	Current Year Disbursements					Balances			
		1st Quarter Ending March 31	2nd Quarter Ending June 30	3rd Quarter Ending Sept. 30	4th Quarter Ending Dec. 31	TOTAL	Unreleased Appro	Unobligated Allotments	Unpaid Obligations	
		16	17	18	19	20=(16+17+18+19)	21=(5-10)	22=(10-15)	Due and Demandable 23	Not Yet Due and 24
PS		0.00	108,000.00	0.00	0.00	108,000.00	0.00	2,272,533.98	0.00	0.00
MOOE		0.00	0.00	0.00	0.00	0.00	0.00	75,571.72	0.00	0.00
FinEx		0.00	0.00	0.00	0.00	0.00	0.00	4,950.00	0.00	0.00
CO		0.00	0.00	0.00	0.00	0.00	0.00	62,640.00	0.00	0.00
Region XI - Davao		98,428.57	509,071.43	0.00	0.00	607,500.00	0.00	95,642,575.85	0.00	0.00
Regional Office XI		98,428.57	509,071.43	0.00	0.00	607,500.00	0.00	95,642,575.85	0.00	0.00
PS		0.00	300,000.00	0.00	0.00	300,000.00	0.00	681.03	0.00	0.00
MOOE		0.00	0.00	0.00	0.00	0.00	0.00	2,797,291.07	0.00	0.00
FinEx		0.00	0.00	0.00	0.00	0.00	0.00	1,400.00	0.00	0.00
CO		98,428.57	209,071.43	0.00	0.00	307,500.00	0.00	92,843,203.75	0.00	0.00
Region XII - SOCCSKSARGEN		0.00	276,000.00	0.00	0.00	276,000.00	0.00	888,653.26	0.00	0.00
Regional Office - XII		0.00	276,000.00	0.00	0.00	276,000.00	0.00	888,653.26	0.00	0.00
PS		0.00	276,000.00	0.00	0.00	276,000.00	0.00	881,392.04	0.00	0.00
MOOE		0.00	0.00	0.00	0.00	0.00	0.00	2,261.22	0.00	0.00
FinEx		0.00	0.00	0.00	0.00	0.00	0.00	5,000.00	0.00	0.00
CO		0.00	0.00	0.00	0.00	0.00	0.00	0.00	0.00	0.00
Region XIII - CARAGA		114,361.59	559,424.15	0.00	0.00	673,785.74	0.00	1,772,965.86	0.00	0.00
Regional Office - XIII		114,361.59	559,424.15	0.00	0.00	673,785.74	0.00	1,772,965.86	0.00	0.00
PS		0.00	559,424.15	0.00	0.00	559,424.15	0.00	269,438.32	0.00	0.00
MOOE		114,361.59	0.00	0.00	0.00	114,361.59	0.00	1,498,527.54	0.00	0.00

STATEMENT OF APPROPRIATIONS, ALLOTMENTS, OBLIGATIONS, DISBURSEMENTS AND BALANCES

As at the Quarter Ending June 30, 2021

Department : Department of Budget and Management (DBM)
 Agency/Entity : Office of the Secretary
 Region : ALL
 Division : ALL
 Operating Unit : ALL
 Organization Code (UACS) : ALL

	Current Year Appropriations
	Supplemental Appropriations
X	Continuing Appropriations

(e.g. UACS Fund Cluster: 01-Regular Agency Fund, 02-Foreign Assisted Projects Fund, 03-Special Account-Locally Funded/Domestic Grants Fund, and 04-Special Account-Foreign Assisted/Foreign Grants Fund)

Particulars	UACS CODE	Current Year Disbursements					Balances			
		1st Quarter Ending March 31	2nd Quarter Ending June 30	3rd Quarter Ending Sept. 30	4th Quarter Ending Dec. 31	TOTAL	Unreleased Appro	Unobligated Allotments	Unpaid Obligations	
		16	17	18	19	20=(16+17+18+19)	21=(5-10)	22=(10-15)	Due and Demandable 23	Not Yet Due and 24
FinEx		0.00	0.00	0.00	0.00	0.00	0.00	5,000.00	0.00	0.00
Administration of Personnel Benefits	100000100002000	156,600.65	0.00	0.00	0.00	156,600.65	0.00	3,761,377.53	0.00	0.00
National Capital Region (NCR)		68,075.37	0.00	0.00	0.00	68,075.37	0.00	3,056,106.78	0.00	0.00
Central Office		68,075.37	0.00	0.00	0.00	68,075.37	0.00	3,056,106.78	0.00	0.00
PS		68,075.37	0.00	0.00	0.00	68,075.37	0.00	3,056,106.78	0.00	0.00
Region I - Ilocos		88,525.28	0.00	0.00	0.00	88,525.28	0.00	316,765.71	0.00	0.00
Regional Office - I		88,525.28	0.00	0.00	0.00	88,525.28	0.00	316,765.71	0.00	0.00
PS		88,525.28	0.00	0.00	0.00	88,525.28	0.00	316,765.71	0.00	0.00
Region II - Cagayan Valley		0.00	0.00	0.00	0.00	0.00	0.00	20,358.59	0.00	0.00
Regional Office - II		0.00	0.00	0.00	0.00	0.00	0.00	20,358.59	0.00	0.00
PS		0.00	0.00	0.00	0.00	0.00	0.00	20,358.59	0.00	0.00
Region IVA - CALABARZON		0.00	0.00	0.00	0.00	0.00	0.00	53,498.00	0.00	0.00
Regional Office - IVA		0.00	0.00	0.00	0.00	0.00	0.00	53,498.00	0.00	0.00
PS		0.00	0.00	0.00	0.00	0.00	0.00	53,498.00	0.00	0.00
Region IVB - MIMAROPA		0.00	0.00	0.00	0.00	0.00	0.00	0.63	0.00	0.00
Regional Office - IVB		0.00	0.00	0.00	0.00	0.00	0.00	0.63	0.00	0.00
PS		0.00	0.00	0.00	0.00	0.00	0.00	0.63	0.00	0.00

STATEMENT OF APPROPRIATIONS, ALLOTMENTS, OBLIGATIONS, DISBURSEMENTS AND BALANCES

As at the Quarter Ending June 30, 2021

Department : Department of Budget and Management (DBM)
 Agency/Entity : Office of the Secretary
 Region : ALL
 Division : ALL
 Operating Unit : ALL
 Organization Code (UACS) : ALL

	Current Year Appropriations
	Supplemental Appropriations
X	Continuing Appropriations

(e.g. UACS Fund Cluster: 01-Regular Agency Fund, 02-Foreign Assisted Projects Fund, 03-Special Account-Locally Funded/Domestic Grants Fund, and 04-Special Account-Foreign Assisted/Foreign Grants Fund)

Particulars	UACS CODE	Current Year Disbursements					Balances			
		1st Quarter Ending March 31	2nd Quarter Ending June 30	3rd Quarter Ending Sept. 30	4th Quarter Ending Dec. 31	TOTAL	Unreleased Appro	Unobligated Allotments	Unpaid Obligations	
		16	17	18	19	20=(16+17+18+19)	21=(5-10)	22=(10-15)	Due and Demandable 23	Not Yet Due and 24
Region VII - Central Visayas		0.00	0.00	0.00	0.00	0.00	0.00	314,647.82	0.00	0.00
Regional Office VII		0.00	0.00	0.00	0.00	0.00	0.00	314,647.82	0.00	0.00
PS		0.00	0.00	0.00	0.00	0.00	0.00	314,647.82	0.00	0.00
Support to Operations	2000000000000000	4,262.52	1,094,910.35	0.00	0.00	1,099,172.87	0.00	108,061,497.95	43,500.00	0.00
Legal services	200000100001000	3,927.78	259,500.00	0.00	0.00	263,427.78	0.00	1,125,440.61	5,000.00	0.00
National Capital Region (NCR)		3,927.78	259,500.00	0.00	0.00	263,427.78	0.00	1,125,440.61	5,000.00	0.00
Central Office		3,927.78	259,500.00	0.00	0.00	263,427.78	0.00	1,125,440.61	5,000.00	0.00
PS		3,927.78	259,500.00	0.00	0.00	263,427.78	0.00	121,948.41	5,000.00	0.00
MOOE		0.00	0.00	0.00	0.00	0.00	0.00	985,492.20	0.00	0.00
CO		0.00	0.00	0.00	0.00	0.00	0.00	18,000.00	0.00	0.00
Information and communications technology systems services	200000100002000	0.00	505,410.35	0.00	0.00	505,410.35	0.00	66,518,574.20	19,000.00	0.00
National Capital Region (NCR)		0.00	505,410.35	0.00	0.00	505,410.35	0.00	66,518,574.20	19,000.00	0.00
Central Office		0.00	505,410.35	0.00	0.00	505,410.35	0.00	66,518,574.20	19,000.00	0.00
PS		0.00	493,410.35	0.00	0.00	493,410.35	0.00	157,704.89	19,000.00	0.00
MOOE		0.00	12,000.00	0.00	0.00	12,000.00	0.00	66,360,869.31	0.00	0.00
CO		0.00	0.00	0.00	0.00	0.00	0.00	0.00	0.00	0.00
Budget Information and Training Services	200000100003000	334.74	330,000.00	0.00	0.00	330,334.74	0.00	8,403,511.80	19,500.00	0.00
National Capital Region (NCR)		334.74	330,000.00	0.00	0.00	330,334.74	0.00	8,403,511.80	19,500.00	0.00
Central Office		334.74	330,000.00	0.00	0.00	330,334.74	0.00	8,403,511.80	19,500.00	0.00
PS		334.74	293,500.00	0.00	0.00	293,834.74	0.00	804,122.71	16,500.00	0.00

STATEMENT OF APPROPRIATIONS, ALLOTMENTS, OBLIGATIONS, DISBURSEMENTS AND BALANCES

As at the Quarter Ending June 30, 2021

Department : Department of Budget and Management (DBM)
 Agency/Entity : Office of the Secretary
 Region : ALL
 Division : ALL
 Operating Unit : ALL
 Organization Code (UACS) : ALL

	Current Year Appropriations
	Supplemental Appropriations
X	Continuing Appropriations

(e.g. UACS Fund Cluster: 01-Regular Agency Fund, 02-Foreign Assisted Projects Fund, 03-Special Account-Locally Funded/Domestic Grants Fund, and 04-Special Account-Foreign Assisted/Foreign Grants Fund)

Particulars	UACS CODE	Current Year Disbursements					Balances			
		1st Quarter Ending March 31	2nd Quarter Ending June 30	3rd Quarter Ending Sept. 30	4th Quarter Ending Dec. 31	TOTAL	Unreleased Appro	Unobligated Allotments	Unpaid Obligations	
									Due and Demandable	Not Yet Due and
1	2	16	17	18	19	20=(16+17+18+19)	21=(5-10)	22=(10-15)	23	24
MOOE		0.00	36,500.00	0.00	0.00	36,500.00	0.00	7,599,389.09	3,000.00	0.00
CO		0.00	0.00	0.00	0.00	0.00	0.00	0.00	0.00	0.00
Locally-Funded Project(s)	2	0.00	0.00	0.00	0.00	0.00	0.00	32,013,971.34	0.00	0.00
Budget Improvement Project	200000200001000	0.00	0.00	0.00	0.00	0.00	0.00	5,666,380.00	0.00	0.00
National Capital Region (NCR)		0.00	0.00	0.00	0.00	0.00	0.00	5,666,380.00	0.00	0.00
Central Office		0.00	0.00	0.00	0.00	0.00	0.00	5,666,380.00	0.00	0.00
MOOE		0.00	0.00	0.00	0.00	0.00	0.00	5,666,380.00	0.00	0.00
Public Financial Management Program	200000200002000	0.00	0.00	0.00	0.00	0.00	0.00	26,347,591.34	0.00	0.00
National Capital Region (NCR)		0.00	0.00	0.00	0.00	0.00	0.00	26,347,591.34	0.00	0.00
Central Office		0.00	0.00	0.00	0.00	0.00	0.00	26,347,591.34	0.00	0.00
MOOE		0.00	0.00	0.00	0.00	0.00	0.00	16,366,071.34	0.00	0.00
CO		0.00	0.00	0.00	0.00	0.00	0.00	9,981,520.00	0.00	0.00
Operations	3000000000000000	3,051,716.16	13,828,757.23	0.00	0.00	16,880,473.39	0.00	35,622,141.74	363,294.72	0.00
OO : Allocative efficiency and operational effectiveness enhanced	3100000000000000	3,051,434.40	13,502,757.23	0.00	0.00	16,554,191.63	0.00	21,838,230.89	363,294.72	0.00
ORGANIZATIONAL AND PRODUCTIVITY ENHANCEMENT PROGRAM	3101000000000000	964.83	590,000.00	0.00	0.00	590,964.83	0.00	2,182,909.06	127,981.42	0.00
Policy formulation, standards-setting and evaluation of management systems improvement and productivity enhancement initiatives	310100100001000	401.31	218,000.00	0.00	0.00	218,401.31	0.00	1,280,580.07	13,500.00	0.00
National Capital Region (NCR)		401.31	218,000.00	0.00	0.00	218,401.31	0.00	1,280,580.07	13,500.00	0.00
Central Office		401.31	218,000.00	0.00	0.00	218,401.31	0.00	1,280,580.07	13,500.00	0.00

STATEMENT OF APPROPRIATIONS, ALLOTMENTS, OBLIGATIONS, DISBURSEMENTS AND BALANCES

As at the Quarter Ending June 30, 2021

Department : Department of Budget and Management (DBM)
 Agency/Entity : Office of the Secretary
 Region : ALL
 Division : ALL
 Operating Unit : ALL
 Organization Code (UACS) : ALL

	Current Year Appropriations
	Supplemental Appropriations
X	Continuing Appropriations

(e.g. UACS Fund Cluster: 01-Regular Agency Fund, 02-Foreign Assisted Projects Fund, 03-Special Account-Locally Funded/Domestic Grants Fund, and 04-Special Account-Foreign Assisted/Foreign Grants Fund)

Particulars	UACS CODE	Current Year Disbursements					Balances			
		1st Quarter Ending March 31	2nd Quarter Ending June 30	3rd Quarter Ending Sept. 30	4th Quarter Ending Dec. 31	TOTAL	Unreleased Appro	Unobligated Allotments	Unpaid Obligations	
		16	17	18	19	20=(16+17+18+19)	21=(5-10)	22=(10-15)	Due and Demandable 23	Not Yet Due and 24
PS		401.31	218,000.00	0.00	0.00	218,401.31	0.00	600,479.87	13,500.00	0.00
MOOE		0.00	0.00	0.00	0.00	0.00	0.00	680,100.20	0.00	0.00
Policy formulation, standards-setting, evaluation of organization and staffing modification, compensation, position classification and administration of the unified compensation and position classification system	310100100002000	563.52	372,000.00	0.00	0.00	372,563.52	0.00	902,328.99	114,481.42	0.00
National Capital Region (NCR)		563.52	372,000.00	0.00	0.00	372,563.52	0.00	902,328.99	114,481.42	0.00
Central Office		563.52	372,000.00	0.00	0.00	372,563.52	0.00	902,328.99	114,481.42	0.00
PS		563.52	372,000.00	0.00	0.00	372,563.52	0.00	291,995.92	114,481.42	0.00
MOOE		0.00	0.00	0.00	0.00	0.00	0.00	610,333.07	0.00	0.00
BUDGET OPERATIONS AND PERFORMANCE MANAGEMENT PROGRAM	310200000000000	2,923,766.62	12,580,357.23	0.00	0.00	15,504,123.85	0.00	19,040,854.66	128,500.00	0.00
Policy formulation and standard-setting on budget preparation, execution, and accountability of the NGAs, GOCCs, SUCs and LGUs	310200100002000	414.22	597,938.06	0.00	0.00	598,352.28	0.00	1,956,047.58	43,000.00	0.00
National Capital Region (NCR)		414.22	597,938.06	0.00	0.00	598,352.28	0.00	1,956,047.58	43,000.00	0.00
Central Office		414.22	597,938.06	0.00	0.00	598,352.28	0.00	1,956,047.58	43,000.00	0.00
PS		414.22	597,938.06	0.00	0.00	598,352.28	0.00	1,233,624.47	43,000.00	0.00
MOOE		0.00	0.00	0.00	0.00	0.00	0.00	722,423.11	0.00	0.00

STATEMENT OF APPROPRIATIONS, ALLOTMENTS, OBLIGATIONS, DISBURSEMENTS AND BALANCES

As at the Quarter Ending June 30, 2021

Department : Department of Budget and Management (DBM)
 Agency/Entity : Office of the Secretary
 Region : ALL
 Division : ALL
 Operating Unit : ALL
 Organization Code (UACS) : ALL

	Current Year Appropriations
	Supplemental Appropriations
X	Continuing Appropriations

(e.g. UACS Fund Cluster: 01-Regular Agency Fund, 02-Foreign Assisted Projects Fund, 03-Special Account-Locally Funded/Domestic Grants Fund, and 04-Special Account-Foreign Assisted/Foreign Grants Fund)

Particulars	UACS CODE	Current Year Disbursements					Balances			
		1st Quarter Ending March 31	2nd Quarter Ending June 30	3rd Quarter Ending Sept. 30	4th Quarter Ending Dec. 31	TOTAL	Unreleased Appro	Unobligated Allotments	Unpaid Obligations	
		16	17	18	19	20=(16+17+18+19)	21=(5-10)	22=(10-15)	Due and Demandable 23	Not Yet Due and 24
Preparation, administration and review of the budget of National Government Agencies, GOCCs, SUCs, and LGUs; and policy formulation, standards-setting; and conduct of the results-based performance monitoring, evaluation and reporting	310200100003000	2,923,352.40	11,982,419.17	0.00	0.00	14,905,771.57	0.00	17,084,807.08	85,500.00	0.00
National Capital Region (NCR)		1,913,827.61	6,599,333.08	0.00	0.00	8,513,160.69	0.00	4,129,136.86	85,500.00	0.00
Central Office		1,572,691.61	6,222,869.08	0.00	0.00	7,795,560.69	0.00	3,957,210.77	85,500.00	0.00
PS		1,572,691.61	6,219,669.08	0.00	0.00	7,792,360.69	0.00	2,182,195.41	85,500.00	0.00
MOOE		0.00	3,200.00	0.00	0.00	3,200.00	0.00	1,733,015.36	0.00	0.00
CO		0.00	0.00	0.00	0.00	0.00	0.00	42,000.00	0.00	0.00
Regional Office - NCR		341,136.00	376,464.00	0.00	0.00	717,600.00	0.00	171,926.09	0.00	0.00
PS		0.00	0.00	0.00	0.00	0.00	0.00	11,026.05	0.00	0.00
MOOE		250,976.00	376,464.00	0.00	0.00	627,440.00	0.00	131,060.04	0.00	0.00
CO		90,160.00	0.00	0.00	0.00	90,160.00	0.00	29,840.00	0.00	0.00
Region I - Ilocos		848,195.54	190,640.23	0.00	0.00	1,038,835.77	0.00	987,979.91	0.00	0.00
Regional Office - I		848,195.54	190,640.23	0.00	0.00	1,038,835.77	0.00	987,979.91	0.00	0.00
PS		705,132.64	136,640.23	0.00	0.00	841,772.87	0.00	2.13	0.00	0.00
MOOE		143,062.90	54,000.00	0.00	0.00	197,062.90	0.00	987,977.78	0.00	0.00
Cordillera Administrative Region (CAR)		0.00	0.00	0.00	0.00	0.00	0.00	1,068,924.06	0.00	0.00
Regional Office - CAR		0.00	0.00	0.00	0.00	0.00	0.00	1,068,924.06	0.00	0.00
PS		0.00	0.00	0.00	0.00	0.00	0.00	266,603.61	0.00	0.00

STATEMENT OF APPROPRIATIONS, ALLOTMENTS, OBLIGATIONS, DISBURSEMENTS AND BALANCES

As at the Quarter Ending June 30, 2021

Department : Department of Budget and Management (DBM)
 Agency/Entity : Office of the Secretary
 Region : ALL
 Division : ALL
 Operating Unit : ALL
 Organization Code (UACS) : ALL

	Current Year Appropriations
	Supplemental Appropriations
X	Continuing Appropriations

(e.g. UACS Fund Cluster: 01-Regular Agency Fund, 02-Foreign Assisted Projects Fund, 03-Special Account-Locally Funded/Domestic Grants Fund, and 04-Special Account-Foreign Assisted/Foreign Grants Fund)

Particulars	UACS CODE	Current Year Disbursements					Balances			
		1st Quarter Ending March 31	2nd Quarter Ending June 30	3rd Quarter Ending Sept. 30	4th Quarter Ending Dec. 31	TOTAL	Unreleased Appro	Unobligated Allotments	Unpaid Obligations	
		16	17	18	19	20=(16+17+18+19)	21=(5-10)	22=(10-15)	Due and Demandable	Not Yet Due and
1	2	16	17	18	19	20=(16+17+18+19)	21=(5-10)	22=(10-15)	23	24
MOOE		0.00	0.00	0.00	0.00	0.00	0.00	802,320.45	0.00	0.00
Region II - Cagayan Valley		77,750.00	313,218.00	0.00	0.00	390,968.00	0.00	531,701.23	0.00	0.00
Regional Office - II		77,750.00	313,218.00	0.00	0.00	390,968.00	0.00	531,701.23	0.00	0.00
PS		77,750.00	313,218.00	0.00	0.00	390,968.00	0.00	32,020.00	0.00	0.00
MOOE		0.00	0.00	0.00	0.00	0.00	0.00	499,681.23	0.00	0.00
Region III - Central Luzon		0.00	1,057,571.03	0.00	0.00	1,057,571.03	0.00	318.97	0.00	0.00
Regional Office - III		0.00	1,057,571.03	0.00	0.00	1,057,571.03	0.00	318.97	0.00	0.00
MOOE		0.00	1,057,571.03	0.00	0.00	1,057,571.03	0.00	318.97	0.00	0.00
Region IVA - CALABARZON		0.00	1,037,734.51	0.00	0.00	1,037,734.51	0.00	1,229,768.70	0.00	0.00
Regional Office - IVA		0.00	1,037,734.51	0.00	0.00	1,037,734.51	0.00	1,229,768.70	0.00	0.00
PS		0.00	729,610.00	0.00	0.00	729,610.00	0.00	1,228,007.02	0.00	0.00
MOOE		0.00	308,124.51	0.00	0.00	308,124.51	0.00	1,761.68	0.00	0.00
Region IVB - MIMAROPA		0.00	1,406,313.58	0.00	0.00	1,406,313.58	0.00	1,012,039.50	0.00	0.00
Regional Office - IVB		0.00	1,406,313.58	0.00	0.00	1,406,313.58	0.00	1,012,039.50	0.00	0.00
PS		0.00	606,417.00	0.00	0.00	606,417.00	0.00	531,036.08	0.00	0.00
MOOE		0.00	559,926.58	0.00	0.00	559,926.58	0.00	474,973.42	0.00	0.00
CO		0.00	239,970.00	0.00	0.00	239,970.00	0.00	6,030.00	0.00	0.00
Region V - Bicol		0.00	186,946.42	0.00	0.00	186,946.42	0.00	857,089.67	0.00	0.00

STATEMENT OF APPROPRIATIONS, ALLOTMENTS, OBLIGATIONS, DISBURSEMENTS AND BALANCES

As at the Quarter Ending June 30, 2021

Department : Department of Budget and Management (DBM)
 Agency/Entity : Office of the Secretary
 Region : ALL
 Division : ALL
 Operating Unit : ALL
 Organization Code (UACS) : ALL

	Current Year Appropriations
	Supplemental Appropriations
X	Continuing Appropriations

(e.g. UACS Fund Cluster: 01-Regular Agency Fund, 02-Foreign Assisted Projects Fund, 03-Special Account-Locally Funded/Domestic Grants Fund, and 04-Special Account-Foreign Assisted/Foreign Grants Fund)

Particulars	UACS CODE	Current Year Disbursements					Balances			
		1st Quarter Ending March 31	2nd Quarter Ending June 30	3rd Quarter Ending Sept. 30	4th Quarter Ending Dec. 31	TOTAL	Unreleased Appro	Unobligated Allotments	Unpaid Obligations	
		16	17	18	19	20=(16+17+18+19)	21=(5-10)	22=(10-15)	Due and Demandable	Not Yet Due and
1	2	16	17	18	19	20=(16+17+18+19)	21=(5-10)	22=(10-15)	23	24
Regional Office V		0.00	186,946.42	0.00	0.00	186,946.42	0.00	857,089.67	0.00	0.00
PS		0.00	78,936.27	0.00	0.00	78,936.27	0.00	0.58	0.00	0.00
MOOE		0.00	108,010.15	0.00	0.00	108,010.15	0.00	857,089.09	0.00	0.00
Region VI - Western Visayas		0.00	0.00	0.00	0.00	0.00	0.00	1,296,400.77	0.00	0.00
Regional Office VI		0.00	0.00	0.00	0.00	0.00	0.00	1,296,400.77	0.00	0.00
PS		0.00	0.00	0.00	0.00	0.00	0.00	400.77	0.00	0.00
MOOE		0.00	0.00	0.00	0.00	0.00	0.00	1,296,000.00	0.00	0.00
Region VII - Central Visayas		0.00	692,574.84	0.00	0.00	692,574.84	0.00	466,442.61	0.00	0.00
Regional Office VII		0.00	692,574.84	0.00	0.00	692,574.84	0.00	466,442.61	0.00	0.00
PS		0.00	633,575.84	0.00	0.00	633,575.84	0.00	464,314.96	0.00	0.00
MOOE		0.00	58,999.00	0.00	0.00	58,999.00	0.00	2,127.65	0.00	0.00
CO		0.00	0.00	0.00	0.00	0.00	0.00	0.00	0.00	0.00
Region VIII - Eastern Visayas		34,400.00	347,937.48	0.00	0.00	382,337.48	0.00	632,034.29	0.00	0.00
Regional Office VIII		34,400.00	347,937.48	0.00	0.00	382,337.48	0.00	632,034.29	0.00	0.00
PS		0.00	99,223.00	0.00	0.00	99,223.00	0.00	21,001.48	0.00	0.00
MOOE		34,400.00	248,714.48	0.00	0.00	283,114.48	0.00	611,032.81	0.00	0.00
FinEx		0.00	0.00	0.00	0.00	0.00	0.00	0.00	0.00	0.00
CO		0.00	0.00	0.00	0.00	0.00	0.00	0.00	0.00	0.00
Region IX - Zamboanga Peninsula		49,179.25	18,150.00	0.00	0.00	67,329.25	0.00	427,781.34	0.00	0.00

STATEMENT OF APPROPRIATIONS, ALLOTMENTS, OBLIGATIONS, DISBURSEMENTS AND BALANCES

As at the Quarter Ending June 30, 2021

Department : Department of Budget and Management (DBM)
 Agency/Entity : Office of the Secretary
 Region : ALL
 Division : ALL
 Operating Unit : ALL
 Organization Code (UACS) : ALL

	Current Year Appropriations
	Supplemental Appropriations
X	Continuing Appropriations

(e.g. UACS Fund Cluster: 01-Regular Agency Fund, 02-Foreign Assisted Projects Fund, 03-Special Account-Locally Funded/Domestic Grants Fund, and 04-Special Account-Foreign Assisted/Foreign Grants Fund)

Particulars	UACS CODE	Current Year Disbursements					Balances			
		1st Quarter Ending March 31	2nd Quarter Ending June 30	3rd Quarter Ending Sept. 30	4th Quarter Ending Dec. 31	TOTAL	Unreleased Appro	Unobligated Allotments	Unpaid Obligations	
		16	17	18	19	20=(16+17+18+19)	21=(5-10)	22=(10-15)	Due and Demandable	Not Yet Due and
1	2	16	17	18	19	20=(16+17+18+19)	21=(5-10)	22=(10-15)	23	24
Regional Office IX		49,179.25	18,150.00	0.00	0.00	67,329.25	0.00	427,781.34	0.00	0.00
PS		0.00	0.00	0.00	0.00	0.00	0.00	1,774.64	0.00	0.00
MOOE		49,179.25	18,150.00	0.00	0.00	67,329.25	0.00	426,006.70	0.00	0.00
Region X - Northern Mindanao		0.00	132,000.00	0.00	0.00	132,000.00	0.00	1,839,601.44	0.00	0.00
Regional Office X		0.00	132,000.00	0.00	0.00	132,000.00	0.00	1,839,601.44	0.00	0.00
PS		0.00	132,000.00	0.00	0.00	132,000.00	0.00	0.91	0.00	0.00
MOOE		0.00	0.00	0.00	0.00	0.00	0.00	0.53	0.00	0.00
CO		0.00	0.00	0.00	0.00	0.00	0.00	1,839,600.00	0.00	0.00
Region XI - Davao		0.00	0.00	0.00	0.00	0.00	0.00	1,445,206.39	0.00	0.00
Regional Office XI		0.00	0.00	0.00	0.00	0.00	0.00	1,445,206.39	0.00	0.00
PS		0.00	0.00	0.00	0.00	0.00	0.00	844.87	0.00	0.00
MOOE		0.00	0.00	0.00	0.00	0.00	0.00	1,444,361.52	0.00	0.00
Region XII - SOCCSKSARGEN		0.00	0.00	0.00	0.00	0.00	0.00	199.77	0.00	0.00
Regional Office - XII		0.00	0.00	0.00	0.00	0.00	0.00	199.77	0.00	0.00
PS		0.00	0.00	0.00	0.00	0.00	0.00	0.78	0.00	0.00
MOOE		0.00	0.00	0.00	0.00	0.00	0.00	0.75	0.00	0.00
FinEx		0.00	0.00	0.00	0.00	0.00	0.00	0.00	0.00	0.00
CO		0.00	0.00	0.00	0.00	0.00	0.00	198.24	0.00	0.00
Region XIII - CARAGA		0.00	0.00	0.00	0.00	0.00	0.00	1,160,181.57	0.00	0.00

STATEMENT OF APPROPRIATIONS, ALLOTMENTS, OBLIGATIONS, DISBURSEMENTS AND BALANCES

As at the Quarter Ending June 30, 2021

Department : Department of Budget and Management (DBM)
 Agency/Entity : Office of the Secretary
 Region : ALL
 Division : ALL
 Operating Unit : ALL
 Organization Code (UACS) : ALL

	Current Year Appropriations
	Supplemental Appropriations
X	Continuing Appropriations

(e.g. UACS Fund Cluster: 01-Regular Agency Fund, 02-Foreign Assisted Projects Fund, 03-Special Account-Locally Funded/Domestic Grants Fund, and 04-Special Account-Foreign Assisted/Foreign Grants Fund)

Particulars	UACS CODE	Current Year Disbursements					Balances			
		1st Quarter Ending March 31	2nd Quarter Ending June 30	3rd Quarter Ending Sept. 30	4th Quarter Ending Dec. 31	TOTAL	Unreleased Appro	Unobligated Allotments	Unpaid Obligations	
									Due and Demandable	Not Yet Due and
1	2	16	17	18	19	20=(16+17+18+19)	21=(5-10)	22=(10-15)	23	24
Regional Office - XIII		0.00	0.00	0.00	0.00	0.00	0.00	1,160,181.57	0.00	0.00
PS		0.00	0.00	0.00	0.00	0.00	0.00	107,541.27	0.00	0.00
MOOE		0.00	0.00	0.00	0.00	0.00	0.00	1,052,640.30	0.00	0.00
LOCAL EXPENDITURE MANAGEMENT POLICY DEVELOPMENT PROGRAM	3103000000000000	126,702.95	332,400.00	0.00	0.00	459,102.95	0.00	614,467.17	106,813.30	0.00
Promulgate Public Expenditure Management (PEM) policies and practices in LGUs	310300100001000	126,702.95	332,400.00	0.00	0.00	459,102.95	0.00	614,467.17	106,813.30	0.00
National Capital Region (NCR)		126,702.95	332,400.00	0.00	0.00	459,102.95	0.00	614,467.17	106,813.30	0.00
Central Office		126,702.95	332,400.00	0.00	0.00	459,102.95	0.00	614,467.17	106,813.30	0.00
PS		121,702.95	294,000.00	0.00	0.00	415,702.95	0.00	506,604.07	105,313.30	0.00
MOOE		5,000.00	38,400.00	0.00	0.00	43,400.00	0.00	107,863.10	1,500.00	0.00
OO : Budget improved through sustainable fiscal discipline and fiscal openness	3200000000000000	281.76	326,000.00	0.00	0.00	326,281.76	0.00	13,783,910.85	0.00	0.00
FISCAL DISCIPLINE AND OPENNESS PROGRAM	3201000000000000	281.76	326,000.00	0.00	0.00	326,281.76	0.00	13,783,910.85	0.00	0.00
Formulation and preparation of fiscal, expenditure, and reform frameworks to link the budget with the national development goals, and development and promotion of fiscal transparency and participation standards and strategies	320100100003000	281.76	326,000.00	0.00	0.00	326,281.76	0.00	13,783,910.85	0.00	0.00
National Capital Region (NCR)		281.76	326,000.00	0.00	0.00	326,281.76	0.00	13,783,910.85	0.00	0.00
Central Office		281.76	326,000.00	0.00	0.00	326,281.76	0.00	13,783,910.85	0.00	0.00
PS		281.76	326,000.00	0.00	0.00	326,281.76	0.00	205,229.80	0.00	0.00
MOOE		0.00	0.00	0.00	0.00	0.00	0.00	13,578,681.05	0.00	0.00
CO		0.00	0.00	0.00	0.00	0.00	0.00	0.00	0.00	0.00

STATEMENT OF APPROPRIATIONS, ALLOTMENTS, OBLIGATIONS, DISBURSEMENTS AND BALANCES

As at the Quarter Ending June 30, 2021

Department : Department of Budget and Management (DBM)
 Agency/Entity : Office of the Secretary
 Region : ALL
 Division : ALL
 Operating Unit : ALL
 Organization Code (UACS) : ALL

	Current Year Appropriations
	Supplemental Appropriations
X	Continuing Appropriations

(e.g. UACS Fund Cluster: 01-Regular Agency Fund, 02-Foreign Assisted Projects Fund, 03-Special Account-Locally Funded/Domestic Grants Fund, and 04-Special Account-Foreign Assisted/Foreign Grants Fund)

Particulars	UACS CODE	Current Year Disbursements					Balances			
		1st Quarter Ending March 31	2nd Quarter Ending June 30	3rd Quarter Ending Sept. 30	4th Quarter Ending Dec. 31	TOTAL	Unreleased Appro	Unobligated Allotments	Unpaid Obligations	
									Due and Demandable	Not Yet Due and
1	2	16	17	18	19	20=(16+17+18+19)	21=(5-10)	22=(10-15)	23	24
II. Special Purpose Fund		0.00	154,656.00	0.00	0.00	154,656.00	0.00	2,247,699.72	0.00	0.00
General Administration and Support	1000000000000000	0.00	56,024.00	0.00	0.00	56,024.00	0.00	1,176,526.84	0.00	0.00
General Management and Supervision	100000100001000	0.00	56,024.00	0.00	0.00	56,024.00	0.00	1,176,526.84	0.00	0.00
National Capital Region (NCR)		0.00	0.00	0.00	0.00	0.00	0.00	377,616.01	0.00	0.00
Central Office		0.00	0.00	0.00	0.00	0.00	0.00	377,615.18	0.00	0.00
PS		0.00	0.00	0.00	0.00	0.00	0.00	377,615.18	0.00	0.00
Regional Office - NCR		0.00	0.00	0.00	0.00	0.00	0.00	0.83	0.00	0.00
PS		0.00	0.00	0.00	0.00	0.00	0.00	0.83	0.00	0.00
Cordillera Administrative Region (CAR)		0.00	0.00	0.00	0.00	0.00	0.00	179,000.85	0.00	0.00
Regional Office - CAR		0.00	0.00	0.00	0.00	0.00	0.00	179,000.85	0.00	0.00
PS		0.00	0.00	0.00	0.00	0.00	0.00	179,000.85	0.00	0.00
Region II - Cagayan Valley		0.00	0.00	0.00	0.00	0.00	0.00	0.60	0.00	0.00
Regional Office - II		0.00	0.00	0.00	0.00	0.00	0.00	0.60	0.00	0.00
PS		0.00	0.00	0.00	0.00	0.00	0.00	0.60	0.00	0.00
Region III - Central Luzon		0.00	0.00	0.00	0.00	0.00	0.00	0.66	0.00	0.00
Regional Office - III		0.00	0.00	0.00	0.00	0.00	0.00	0.66	0.00	0.00
PS		0.00	0.00	0.00	0.00	0.00	0.00	0.66	0.00	0.00

STATEMENT OF APPROPRIATIONS, ALLOTMENTS, OBLIGATIONS, DISBURSEMENTS AND BALANCES

FAR No. 1

As at the Quarter Ending June 30, 2021

Department : Department of Budget and Management (DBM)
 Agency/Entity : Office of the Secretary
 Region : ALL
 Division : ALL
 Operating Unit : ALL
 Organization Code (UACS) : ALL

	Current Year Appropriations
	Supplemental Appropriations
X	Continuing Appropriations

(e.g. UACS Fund Cluster: 01-Regular Agency Fund, 02-Foreign Assisted Projects Fund, 03-Special Account-Locally Funded/Domestic Grants Fund, and 04-Special Account-Foreign Assisted/Foreign Grants Fund)

Particulars	UACS CODE	Current Year Disbursements					Balances			
		1st Quarter Ending March 31	2nd Quarter Ending June 30	3rd Quarter Ending Sept. 30	4th Quarter Ending Dec. 31	TOTAL	Unreleased Appro	Unobligated Allotments	Unpaid Obligations	
		16	17	18	19	20=(16+17+18+19)	21=(5-10)	22=(10-15)	Due and Demandable	Not Yet Due and
1	2	16	17	18	19	20=(16+17+18+19)	21=(5-10)	22=(10-15)	23	24
Region IVA - CALABARZON		0.00	0.00	0.00	0.00	0.00	0.00	195,012.30	0.00	0.00
Regional Office - IVA		0.00	0.00	0.00	0.00	0.00	0.00	195,012.30	0.00	0.00
PS		0.00	0.00	0.00	0.00	0.00	0.00	195,012.30	0.00	0.00
Region IVB - MIMAROPA		0.00	0.00	0.00	0.00	0.00	0.00	0.40	0.00	0.00
Regional Office - IVB		0.00	0.00	0.00	0.00	0.00	0.00	0.40	0.00	0.00
PS		0.00	0.00	0.00	0.00	0.00	0.00	0.40	0.00	0.00
Region VI - Western Visayas		0.00	0.00	0.00	0.00	0.00	0.00	0.88	0.00	0.00
Regional Office VI		0.00	0.00	0.00	0.00	0.00	0.00	0.88	0.00	0.00
PS		0.00	0.00	0.00	0.00	0.00	0.00	0.88	0.00	0.00
Region VII - Central Visayas		0.00	0.00	0.00	0.00	0.00	0.00	185,000.48	0.00	0.00
Regional Office VII		0.00	0.00	0.00	0.00	0.00	0.00	185,000.48	0.00	0.00
PS		0.00	0.00	0.00	0.00	0.00	0.00	185,000.48	0.00	0.00
Region VIII - Eastern Visayas		0.00	56,024.00	0.00	0.00	56,024.00	0.00	30,809.91	0.00	0.00
Regional Office VIII		0.00	56,024.00	0.00	0.00	56,024.00	0.00	30,809.91	0.00	0.00
PS		0.00	56,024.00	0.00	0.00	56,024.00	0.00	30,809.91	0.00	0.00
Region IX - Zamboanga Peninsula		0.00	0.00	0.00	0.00	0.00	0.00	21,770.20	0.00	0.00
Regional Office IX		0.00	0.00	0.00	0.00	0.00	0.00	21,770.20	0.00	0.00
PS		0.00	0.00	0.00	0.00	0.00	0.00	21,770.20	0.00	0.00

STATEMENT OF APPROPRIATIONS, ALLOTMENTS, OBLIGATIONS, DISBURSEMENTS AND BALANCES

As at the Quarter Ending June 30, 2021

Department : Department of Budget and Management (DBM)
 Agency/Entity : Office of the Secretary
 Region : ALL
 Division : ALL
 Operating Unit : ALL
 Organization Code (UACS) : ALL

	Current Year Appropriations
	Supplemental Appropriations
X	Continuing Appropriations

(e.g. UACS Fund Cluster: 01-Regular Agency Fund, 02-Foreign Assisted Projects Fund, 03-Special Account-Locally Funded/Domestic Grants Fund, and 04-Special Account-Foreign Assisted/Foreign Grants Fund)

Particulars	UACS CODE	Current Year Disbursements					Balances			
		1st Quarter Ending March 31	2nd Quarter Ending June 30	3rd Quarter Ending Sept. 30	4th Quarter Ending Dec. 31	TOTAL	Unreleased Appro	Unobligated Allotments	Unpaid Obligations	
									Due and Demandable	Not Yet Due and
1	2	16	17	18	19	20=(16+17+18+19)	21=(5-10)	22=(10-15)	23	24
Region X - Northern Mindanao		0.00	0.00	0.00	0.00	0.00	0.00	1.11	0.00	0.00
Regional Office X		0.00	0.00	0.00	0.00	0.00	0.00	1.11	0.00	0.00
PS		0.00	0.00	0.00	0.00	0.00	0.00	1.11	0.00	0.00
Region XI - Davao		0.00	0.00	0.00	0.00	0.00	0.00	10,312.55	0.00	0.00
Regional Office XI		0.00	0.00	0.00	0.00	0.00	0.00	10,312.55	0.00	0.00
PS		0.00	0.00	0.00	0.00	0.00	0.00	10,312.55	0.00	0.00
Region XII - SOCCSKSARGEN		0.00	0.00	0.00	0.00	0.00	0.00	1.49	0.00	0.00
Regional Office - XII		0.00	0.00	0.00	0.00	0.00	0.00	1.49	0.00	0.00
PS		0.00	0.00	0.00	0.00	0.00	0.00	1.49	0.00	0.00
Region XIII - CARAGA		0.00	0.00	0.00	0.00	0.00	0.00	177,000.20	0.00	0.00
Regional Office - XIII		0.00	0.00	0.00	0.00	0.00	0.00	177,000.20	0.00	0.00
PS		0.00	0.00	0.00	0.00	0.00	0.00	177,000.20	0.00	0.00
Operations	3000000000000000	0.00	98,632.00	0.00	0.00	98,632.00	0.00	614,824.80	0.00	0.00
OO : Allocative efficiency and operational effectiveness enhanced	3100000000000000	0.00	98,632.00	0.00	0.00	98,632.00	0.00	972,540.88	0.00	0.00
BUDGET OPERATIONS AND PERFORMANCE MANAGEMENT PROGRAM	3102000000000000	0.00	98,632.00	0.00	0.00	98,632.00	0.00	972,540.88	0.00	0.00

STATEMENT OF APPROPRIATIONS, ALLOTMENTS, OBLIGATIONS, DISBURSEMENTS AND BALANCES
As at the Quarter Ending June 30, 2021

Department : Department of Budget and Management (DBM)
 Agency/Entity : Office of the Secretary
 Region : ALL
 Division : ALL
 Operating Unit : ALL
 Organization Code (UACS) : ALL

	Current Year Appropriations
	Supplemental Appropriations
X	Continuing Appropriations

(e.g. UACS Fund Cluster: 01-Regular Agency Fund, 02-Foreign Assisted Projects Fund, 03-Special Account-Locally Funded/Domestic Grants Fund, and 04-Special Account-Foreign Assisted/Foreign Grants Fund)

Particulars	UACS CODE	Current Year Disbursements					Balances			
		1st Quarter Ending March 31	2nd Quarter Ending June 30	3rd Quarter Ending Sept. 30	4th Quarter Ending Dec. 31	TOTAL	Unreleased Appro	Unobligated Allotments	Unpaid Obligations	
		16	17	18	19	20=(16+17+18+19)	21=(5-10)	22=(10-15)	Due and Demandable 23	Not Yet Due and 24
Preparation, administration and review of the budget of National Government Agencies, GOCCs, SUCs, and LGUs; and policy formulation, standards-setting; and conduct of the results-based performance monitoring, evaluation and reporting	310200100003000	0.00	98,632.00	0.00	0.00	98,632.00	0.00	972,540.88	0.00	0.00
National Capital Region (NCR)		0.00	0.00	0.00	0.00	0.00	0.00	0.80	0.00	0.00
Central Office		0.00	0.00	0.00	0.00	0.00	0.00	0.80	0.00	0.00
PS		0.00	0.00	0.00	0.00	0.00	0.00	0.80	0.00	0.00
Cordillera Administrative Region (CAR)		0.00	0.00	0.00	0.00	0.00	0.00	247,000.00	0.00	0.00
Regional Office - CAR		0.00	0.00	0.00	0.00	0.00	0.00	247,000.00	0.00	0.00
PS		0.00	0.00	0.00	0.00	0.00	0.00	247,000.00	0.00	0.00
Region IVA - CALABARZON		0.00	0.00	0.00	0.00	0.00	0.00	148,824.00	0.00	0.00
Regional Office - IVA		0.00	0.00	0.00	0.00	0.00	0.00	148,824.00	0.00	0.00
PS		0.00	0.00	0.00	0.00	0.00	0.00	148,824.00	0.00	0.00
Region VII - Central Visayas		0.00	0.00	0.00	0.00	0.00	0.00	220,000.00	0.00	0.00
Regional Office VII		0.00	0.00	0.00	0.00	0.00	0.00	220,000.00	0.00	0.00
PS		0.00	0.00	0.00	0.00	0.00	0.00	220,000.00	0.00	0.00
Region VIII - Eastern Visayas		0.00	98,632.00	0.00	0.00	98,632.00	0.00	110,716.08	0.00	0.00
Regional Office VIII		0.00	98,632.00	0.00	0.00	98,632.00	0.00	110,716.08	0.00	0.00
PS		0.00	98,632.00	0.00	0.00	98,632.00	0.00	110,716.08	0.00	0.00

STATEMENT OF APPROPRIATIONS, ALLOTMENTS, OBLIGATIONS, DISBURSEMENTS AND BALANCES

As at the Quarter Ending June 30, 2021


Department : Department of Budget and Management (DBM)
 Agency/Entity : Office of the Secretary
 Region : ALL
 Division : ALL
 Operating Unit : ALL
 Organization Code (UACS) : ALL

	Current Year Appropriations
	Supplemental Appropriations
X	Continuing Appropriations

(e.g. UACS Fund Cluster: 01-Regular Agency Fund, 02-Foreign Assisted Projects Fund, 03-Special Account-Locally Funded/Domestic Grants Fund, and 04-Special Account-Foreign Assisted/Foreign Grants Fund)

Particulars	UACS CODE	Current Year Disbursements					Balances			
		1st Quarter Ending March 31	2nd Quarter Ending June 30	3rd Quarter Ending Sept. 30	4th Quarter Ending Dec. 31	TOTAL	Unreleased Appro	Unobligated Allotments	Unpaid Obligations	
		16	17	18	19	20=(16+17+18+19)			Due and Demandable	Not Yet Due and
1	2	16	17	18	19	20=(16+17+18+19)	21=(5-10)	22=(10-15)	23	24
Region X - Northern Mindanao		0.00	0.00	0.00	0.00	0.00	0.00	0.00	0.00	0.00
Regional Office X		0.00	0.00	0.00	0.00	0.00	0.00	0.00	0.00	0.00
PS		0.00	0.00	0.00	0.00	0.00	0.00	0.00	0.00	0.00
Region XIII - CARAGA		0.00	0.00	0.00	0.00	0.00	0.00	246,000.00	0.00	0.00
Regional Office - XIII		0.00	0.00	0.00	0.00	0.00	0.00	246,000.00	0.00	0.00
PS		0.00	0.00	0.00	0.00	0.00	0.00	246,000.00	0.00	0.00
Sub-Total, 01 - Regular Agency Fund		6,514,380.91	31,401,786.17	0.00	0.00	37,916,167.08	0.00	438,633,273.23	1,009,398.75	4,985,070.00
PS		4,211,551.50	25,283,161.51	0.00	0.00	29,494,713.01	0.00	54,639,137.62	1,000,398.75	0.00
MOOE		2,051,940.44	5,669,583.23	0.00	0.00	7,721,523.67	0.00	138,144,127.87	9,000.00	2,368,500.00
FinEx		0.00	0.00	0.00	0.00	0.00	0.00	93,400.00	0.00	0.00
CO		250,888.97	449,041.43	0.00	0.00	699,930.40	0.00	245,756,607.74	0.00	2,616,570.00
GRAND TOTAL		6,514,380.91	31,401,786.17	0.00	0.00	37,916,167.08	0.00	438,633,273.23	1,009,398.75	4,985,070.00
PS		4,211,551.50	25,283,161.51	0.00	0.00	29,494,713.01	0.00	54,639,137.62	1,000,398.75	0.00
MOOE		2,051,940.44	5,669,583.23	0.00	0.00	7,721,523.67	0.00	138,144,127.87	9,000.00	2,368,500.00
FINEX		0.00	0.00	0.00	0.00	0.00	0.00	93,400.00	0.00	0.00
CO		250,888.97	449,041.43	0.00	0.00	699,930.40	0.00	245,756,607.74	0.00	2,616,570.00

Recommended by:


 DANTE B. DE CHAVEZ
 Director, FS
 Date:

Approved by:


 Digitally signed by
 Clarito Alejandro D.
 Magsino
 CLARITO ALEJANDRO D. MAGSINO
 Assistant Secretary, Functional Group Head
 Internal Management Group
 Date:

STATEMENT OF APPROPRIATIONS, ALLOTMENTS, OBLIGATIONS, DISBURSEMENTS AND BALANCES

As at the Quarter Ending June 30, 2021

Department : Department of Budget and Management (DBM)
 Agency/Entity : Office of the Secretary
 Region : ALL
 Division : ALL
 Operating Unit : ALL
 Organization Code (UACS) : ALL

	Current Year Appropriations
	Supplemental Appropriations
X	Continuing Appropriations

(e.g. UACS Fund Cluster: 01-Regular Agency Fund, 02-Foreign Assisted Projects Fund, 03-Special Account- Locally Funded/Domestic Grants Fund, and 04-Special Account-Foreign Assisted/Foreign Grants Fund)

Particulars	UACS CODE	Appropriations			Allotments					Current Year Obligations				
		Authorized Appropriations	Adjustments (Transfer To/From, Modifications/	Adjusted Appropriations	Allotments Received	Adjustments (Reductions, Modifications/	Transfer To	Transfer From	Adjusted Total Allotments	1st Quarter Ending March 31	2nd Quarter Ending June 30	3rd Quarter Ending Sept. 30	4th Quarter Ending Dec. 31	TOTAL
1	2	3	4	5=(3+4)	6	7	8	9	10=[(6+(-)7)-8+9]	11	12	13	14	15=(11+12+13+14)
01 - Regular Agency Fund		482,543,909.06	0.00	482,543,909.06	482,543,909.06	0.00	0.00	0.00	482,543,909.06	10,974,132.58	32,936,503.25	0.00	0.00	43,910,635.83
I. Agency Specific Budget		480,240,185.34	0.00	480,240,185.34	480,240,185.34	0.00	0.00	0.00	480,240,185.34	10,974,132.58	32,781,847.25	0.00	0.00	43,755,979.83
General Administration and Support	1000000000000000	326,585,176.67	(8,415,072.00)	318,170,104.67	326,585,176.67	(8,415,072.00)	0.00	0.00	318,170,104.67	3,690,796.76	21,678,742.09	0.00	0.00	25,369,538.85
General Management and Supervision	100000100001000	322,667,198.49	(8,415,072.00)	314,252,126.49	322,667,198.49	(8,415,072.00)	0.00	0.00	314,252,126.49	3,534,196.11	21,678,742.09	0.00	0.00	25,212,938.20
National Capital Region (NCR)		285,603,128.29	(179,074,106.00)	106,529,022.29	285,603,128.29	(179,074,106.00)	0.00	0.00	106,529,022.29	735,677.14	11,388,725.24	0.00	0.00	12,124,402.38
Central Office		283,007,792.36	(179,074,106.00)	103,933,686.36	283,007,792.36	(179,074,106.00)	0.00	0.00	103,933,686.36	597,250.36	10,656,729.65	0.00	0.00	11,253,980.01
PS		45,238,328.17	(9,074,106.00)	36,164,222.17	45,238,328.17	(9,074,106.00)	0.00	0.00	36,164,222.17	442,457.09	5,671,659.65	0.00	0.00	6,114,116.74
MOOE		185,136,676.19	(176,585,500.00)	8,551,176.19	185,136,676.19	(176,585,500.00)	0.00	0.00	8,551,176.19	154,793.27	2,368,500.00	0.00	0.00	2,523,293.27
FinEx		17,600.00	0.00	17,600.00	17,600.00	0.00	0.00	0.00	17,600.00	0.00	0.00	0.00	0.00	0.00
CO		52,615,188.00	6,585,500.00	59,200,688.00	52,615,188.00	6,585,500.00	0.00	0.00	59,200,688.00	0.00	2,616,570.00	0.00	0.00	2,616,570.00
Regional Office - NCR		2,595,335.93	0.00	2,595,335.93	2,595,335.93	0.00	0.00	0.00	2,595,335.93	138,426.78	731,995.59	0.00	0.00	870,422.37
PS		2,303,892.57	0.00	2,303,892.57	2,303,892.57	0.00	0.00	0.00	2,303,892.57	12,938.78	574,807.59	0.00	0.00	587,746.37
MOOE		286,443.36	0.00	286,443.36	286,443.36	0.00	0.00	0.00	286,443.36	125,488.00	157,188.00	0.00	0.00	282,676.00
FinEx		5,000.00	0.00	5,000.00	5,000.00	0.00	0.00	0.00	5,000.00	0.00	0.00	0.00	0.00	0.00
Region I - Ilocos		5,027,149.37	0.00	5,027,149.37	5,027,149.37	0.00	0.00	0.00	5,027,149.37	640,883.73	1,311,476.70	0.00	0.00	1,952,360.43
Regional Office - I		5,027,149.37	0.00	5,027,149.37	5,027,149.37	0.00	0.00	0.00	5,027,149.37	640,883.73	1,311,476.70	0.00	0.00	1,952,360.43
PS		2,695,985.70	0.00	2,695,985.70	2,695,985.70	0.00	0.00	0.00	2,695,985.70	254,207.37	1,124,576.00	0.00	0.00	1,378,783.37
MOOE		766,163.67	0.00	766,163.67	766,163.67	0.00	0.00	0.00	766,163.67	386,676.36	186,900.70	0.00	0.00	573,577.06
FinEx		5,000.00	0.00	5,000.00	5,000.00	0.00	0.00	0.00	5,000.00	0.00	0.00	0.00	0.00	0.00
CO		1,560,000.00	0.00	1,560,000.00	1,560,000.00	0.00	0.00	0.00	1,560,000.00	0.00	0.00	0.00	0.00	0.00

STATEMENT OF APPROPRIATIONS, ALLOTMENTS, OBLIGATIONS, DISBURSEMENTS AND BALANCES

As at the Quarter Ending June 30, 2021

Department : Department of Budget and Management (DBM)
 Agency/Entity : Office of the Secretary
 Region : ALL
 Division : ALL
 Operating Unit : ALL
 Organization Code (UACS) : ALL

	Current Year Appropriations
	Supplemental Appropriations
X	Continuing Appropriations

(e.g. UACS Fund Cluster: 01-Regular Agency Fund, 02-Foreign Assisted Projects Fund, 03-Special Account-Locally Funded/Domestic Grants Fund, and 04-Special Account-Foreign Assisted/Foreign Grants Fund)

Particulars	UACS CODE	Appropriations			Allotments					Current Year Obligations				
		Authorized Appropriations	Adjustments (Transfer To/From, Modifications/	Adjusted Appropriations	Allotments Received	Adjustments (Reductions, Modifications/	Transfer To	Transfer From	Adjusted Total Allotments	1st Quarter Ending March 31	2nd Quarter Ending June 30	3rd Quarter Ending Sept. 30	4th Quarter Ending Dec. 31	TOTAL
1	2	3	4	5=(3+4)	6	7	8	9	10=[(6+(-)7)-8+9]	11	12	13	14	15=(11+12+13+14)
Cordillera Administrative Region (CAR)		1,417,467.65	80,000,000.00	81,417,467.65	1,417,467.65	80,000,000.00	0.00	0.00	81,417,467.65	0.00	312,000.00	0.00	0.00	312,000.00
Regional Office - CAR		1,417,467.65	80,000,000.00	81,417,467.65	1,417,467.65	80,000,000.00	0.00	0.00	81,417,467.65	0.00	312,000.00	0.00	0.00	312,000.00
PS		659,075.85	0.00	659,075.85	659,075.85	0.00	0.00	0.00	659,075.85	0.00	312,000.00	0.00	0.00	312,000.00
MOOE		757,941.80	0.00	757,941.80	757,941.80	0.00	0.00	0.00	757,941.80	0.00	0.00	0.00	0.00	0.00
FinEx		450.00	0.00	450.00	450.00	0.00	0.00	0.00	450.00	0.00	0.00	0.00	0.00	0.00
CO		0.00	80,000,000.00	80,000,000.00	0.00	80,000,000.00	0.00	0.00	80,000,000.00	0.00	0.00	0.00	0.00	0.00
Region II - Cagayan Valley		1,185,819.07	0.00	1,185,819.07	1,185,819.07	0.00	0.00	0.00	1,185,819.07	0.00	278,532.00	0.00	0.00	278,532.00
Regional Office - II		1,185,819.07	0.00	1,185,819.07	1,185,819.07	0.00	0.00	0.00	1,185,819.07	0.00	278,532.00	0.00	0.00	278,532.00
PS		278,533.16	0.00	278,533.16	278,533.16	0.00	0.00	0.00	278,533.16	0.00	278,532.00	0.00	0.00	278,532.00
MOOE		336,035.48	0.00	336,035.48	336,035.48	0.00	0.00	0.00	336,035.48	0.00	0.00	0.00	0.00	0.00
FinEx		5,000.00	0.00	5,000.00	5,000.00	0.00	0.00	0.00	5,000.00	0.00	0.00	0.00	0.00	0.00
CO		566,250.43	0.00	566,250.43	566,250.43	0.00	0.00	0.00	566,250.43	0.00	0.00	0.00	0.00	0.00
Region III - Central Luzon		1,040,356.32	0.00	1,040,356.32	1,040,356.32	0.00	0.00	0.00	1,040,356.32	135,347.44	899,870.24	0.00	0.00	1,035,217.68
Regional Office - III		1,040,356.32	0.00	1,040,356.32	1,040,356.32	0.00	0.00	0.00	1,040,356.32	135,347.44	899,870.24	0.00	0.00	1,035,217.68
PS		396,070.11	0.00	396,070.11	396,070.11	0.00	0.00	0.00	396,070.11	0.00	396,068.00	0.00	0.00	396,068.00
MOOE		639,286.21	0.00	639,286.21	639,286.21	0.00	0.00	0.00	639,286.21	135,347.44	503,802.24	0.00	0.00	639,149.68
FinEx		5,000.00	0.00	5,000.00	5,000.00	0.00	0.00	0.00	5,000.00	0.00	0.00	0.00	0.00	0.00
Region IVA - CALABARZON		3,599,019.34	0.00	3,599,019.34	3,599,019.34	0.00	0.00	0.00	3,599,019.34	1,184,662.05	806,367.05	0.00	0.00	1,991,029.10
Regional Office - IVA		3,599,019.34	0.00	3,599,019.34	3,599,019.34	0.00	0.00	0.00	3,599,019.34	1,184,662.05	806,367.05	0.00	0.00	1,991,029.10
PS		2,908,239.47	0.00	2,908,239.47	2,908,239.47	0.00	0.00	0.00	2,908,239.47	600,864.22	804,268.64	0.00	0.00	1,405,132.86

STATEMENT OF APPROPRIATIONS, ALLOTMENTS, OBLIGATIONS, DISBURSEMENTS AND BALANCES

As at the Quarter Ending June 30, 2021

Department : Department of Budget and Management (DBM)
 Agency/Entity : Office of the Secretary
 Region : ALL
 Division : ALL
 Operating Unit : ALL
 Organization Code (UACS) : ALL

	Current Year Appropriations
	Supplemental Appropriations
X	Continuing Appropriations

(e.g. UACS Fund Cluster: 01-Regular Agency Fund, 02-Foreign Assisted Projects Fund, 03-Special Account-Locally Funded/Domestic Grants Fund, and 04-Special Account-Foreign Assisted/Foreign Grants Fund)

Particulars	UACS CODE	Appropriations			Allotments					Current Year Obligations				
		Authorized Appropriations	Adjustments (Transfer To/From, Modifications/	Adjusted Appropriations	Allotments Received	Adjustments (Reductions, Modifications/	Transfer To	Transfer From	Adjusted Total Allotments	1st Quarter Ending March 31	2nd Quarter Ending June 30	3rd Quarter Ending Sept. 30	4th Quarter Ending Dec. 31	TOTAL
1	2	3	4	5=(3+4)	6	7	8	9	10=[(6+(-)7)-8+9]	11	12	13	14	15=(11+12+13+14)
MOOE		685,779.87	(162,000.00)	523,779.87	685,779.87	(162,000.00)	0.00	0.00	523,779.87	521,497.43	2,098.41	0.00	0.00	523,595.84
FinEx		5,000.00	0.00	5,000.00	5,000.00	0.00	0.00	0.00	5,000.00	0.00	0.00	0.00	0.00	0.00
CO		0.00	162,000.00	162,000.00	0.00	162,000.00	0.00	0.00	162,000.00	62,300.40	0.00	0.00	0.00	62,300.40
Region IVB - MIMAROPA		1,895,888.92	0.00	1,895,888.92	1,895,888.92	0.00	0.00	0.00	1,895,888.92	0.00	1,070,473.48	0.00	0.00	1,070,473.48
Regional Office - IVB		1,895,888.92	0.00	1,895,888.92	1,895,888.92	0.00	0.00	0.00	1,895,888.92	0.00	1,070,473.48	0.00	0.00	1,070,473.48
PS		311,313.09	0.00	311,313.09	311,313.09	0.00	0.00	0.00	311,313.09	0.00	0.00	0.00	0.00	0.00
MOOE		1,581,175.83	0.00	1,581,175.83	1,581,175.83	0.00	0.00	0.00	1,581,175.83	0.00	1,070,473.48	0.00	0.00	1,070,473.48
FinEx		3,400.00	0.00	3,400.00	3,400.00	0.00	0.00	0.00	3,400.00	0.00	0.00	0.00	0.00	0.00
Region V - Bicol		1,872,305.68	300,000.00	2,172,305.68	1,872,305.68	300,000.00	0.00	0.00	2,172,305.68	0.00	1,054,979.07	0.00	0.00	1,054,979.07
Regional Office V		1,872,305.68	300,000.00	2,172,305.68	1,872,305.68	300,000.00	0.00	0.00	2,172,305.68	0.00	1,054,979.07	0.00	0.00	1,054,979.07
PS		660,545.24	300,000.00	960,545.24	660,545.24	300,000.00	0.00	0.00	960,545.24	0.00	960,543.76	0.00	0.00	960,543.76
MOOE		118,594.66	0.00	118,594.66	118,594.66	0.00	0.00	0.00	118,594.66	0.00	94,435.31	0.00	0.00	94,435.31
FinEx		6,000.00	0.00	6,000.00	6,000.00	0.00	0.00	0.00	6,000.00	0.00	0.00	0.00	0.00	0.00
CO		1,087,165.78	0.00	1,087,165.78	1,087,165.78	0.00	0.00	0.00	1,087,165.78	0.00	0.00	0.00	0.00	0.00
Region VI - Western Visayas		1,271,367.66	0.00	1,271,367.66	1,271,367.66	0.00	0.00	0.00	1,271,367.66	0.00	518,778.00	0.00	0.00	518,778.00
Regional Office VI		1,271,367.66	0.00	1,271,367.66	1,271,367.66	0.00	0.00	0.00	1,271,367.66	0.00	518,778.00	0.00	0.00	518,778.00
PS		527,352.88	0.00	527,352.88	527,352.88	0.00	0.00	0.00	527,352.88	0.00	518,778.00	0.00	0.00	518,778.00
MOOE		727,964.78	0.00	727,964.78	727,964.78	0.00	0.00	0.00	727,964.78	0.00	0.00	0.00	0.00	0.00
FinEx		4,300.00	0.00	4,300.00	4,300.00	0.00	0.00	0.00	4,300.00	0.00	0.00	0.00	0.00	0.00
CO		11,750.00	0.00	11,750.00	11,750.00	0.00	0.00	0.00	11,750.00	0.00	0.00	0.00	0.00	0.00

STATEMENT OF APPROPRIATIONS, ALLOTMENTS, OBLIGATIONS, DISBURSEMENTS AND BALANCES

As at the Quarter Ending June 30, 2021

Department : Department of Budget and Management (DBM)
 Agency/Entity : Office of the Secretary
 Region : ALL
 Division : ALL
 Operating Unit : ALL
 Organization Code (UACS) : ALL

	Current Year Appropriations
	Supplemental Appropriations
X	Continuing Appropriations

(e.g. UACS Fund Cluster: 01-Regular Agency Fund, 02-Foreign Assisted Projects Fund, 03-Special Account-Locally Funded/Domestic Grants Fund, and 04-Special Account-Foreign Assisted/Foreign Grants Fund)

Particulars	UACS CODE	Appropriations			Allotments					Current Year Obligations				
		Authorized Appropriations	Adjustments (Transfer To/From, Modifications/	Adjusted Appropriations	Allotments Received	Adjustments (Reductions, Modifications/	Transfer To	Transfer From	Adjusted Total Allotments	1st Quarter Ending March 31	2nd Quarter Ending June 30	3rd Quarter Ending Sept. 30	4th Quarter Ending Dec. 31	TOTAL
1	2	3	4	5=(3+4)	6	7	8	9	10=[(6+(-)7)-8+9]	11	12	13	14	15=(11+12+13+14)
Region VII - Central Visayas		1,909,582.12	0.00	1,909,582.12	1,909,582.12	0.00	0.00	0.00	1,909,582.12	298,023.69	404,175.17	0.00	0.00	702,198.86
Regional Office VII		1,909,582.12	0.00	1,909,582.12	1,909,582.12	0.00	0.00	0.00	1,909,582.12	298,023.69	404,175.17	0.00	0.00	702,198.86
PS		1,588,382.59	0.00	1,588,382.59	1,588,382.59	0.00	0.00	0.00	1,588,382.59	298,023.69	401,125.17	0.00	0.00	699,148.86
MOOE		290,607.59	0.00	290,607.59	290,607.59	0.00	0.00	0.00	290,607.59	0.00	3,050.00	0.00	0.00	3,050.00
FinEx		6,000.00	0.00	6,000.00	6,000.00	0.00	0.00	0.00	6,000.00	0.00	0.00	0.00	0.00	0.00
CO		24,591.94	0.00	24,591.94	24,591.94	0.00	0.00	0.00	24,591.94	0.00	0.00	0.00	0.00	0.00
Region VIII - Eastern Visayas		3,638,547.86	(84,966.00)	3,553,581.86	3,638,547.86	(84,966.00)	0.00	0.00	3,553,581.86	124,187.32	1,281,894.67	0.00	0.00	1,406,081.99
Regional Office VIII		3,638,547.86	(84,966.00)	3,553,581.86	3,638,547.86	(84,966.00)	0.00	0.00	3,553,581.86	124,187.32	1,281,894.67	0.00	0.00	1,406,081.99
PS		1,797,620.97	(84,966.00)	1,712,654.97	1,797,620.97	(84,966.00)	0.00	0.00	1,712,654.97	99,539.00	1,224,908.92	0.00	0.00	1,324,447.92
MOOE		830,926.89	0.00	830,926.89	830,926.89	0.00	0.00	0.00	830,926.89	24,648.32	56,985.75	0.00	0.00	81,634.07
FinEx		10,000.00	0.00	10,000.00	10,000.00	0.00	0.00	0.00	10,000.00	0.00	0.00	0.00	0.00	0.00
CO		1,000,000.00	0.00	1,000,000.00	1,000,000.00	0.00	0.00	0.00	1,000,000.00	0.00	0.00	0.00	0.00	0.00
Region IX - Zamboanga Peninsula		1,989,389.80	276,000.00	2,265,389.80	1,989,389.80	276,000.00	0.00	0.00	2,265,389.80	197,053.15	904,546.32	0.00	0.00	1,101,599.47
Regional Office IX		1,989,389.80	276,000.00	2,265,389.80	1,989,389.80	276,000.00	0.00	0.00	2,265,389.80	197,053.15	904,546.32	0.00	0.00	1,101,599.47
PS		5,196.38	276,000.00	281,196.38	5,196.38	276,000.00	0.00	0.00	281,196.38	0.00	276,000.00	0.00	0.00	276,000.00
MOOE		1,979,893.42	0.00	1,979,893.42	1,979,893.42	0.00	0.00	0.00	1,979,893.42	197,053.15	628,546.32	0.00	0.00	825,599.47
FinEx		4,300.00	0.00	4,300.00	4,300.00	0.00	0.00	0.00	4,300.00	0.00	0.00	0.00	0.00	0.00
Region X - Northern Mindanao		2,655,695.70	(132,000.00)	2,523,695.70	2,655,695.70	(132,000.00)	0.00	0.00	2,523,695.70	0.00	108,000.00	0.00	0.00	108,000.00
Regional Office X		2,655,695.70	(132,000.00)	2,523,695.70	2,655,695.70	(132,000.00)	0.00	0.00	2,523,695.70	0.00	108,000.00	0.00	0.00	108,000.00

STATEMENT OF APPROPRIATIONS, ALLOTMENTS, OBLIGATIONS, DISBURSEMENTS AND BALANCES

As at the Quarter Ending June 30, 2021

Department : Department of Budget and Management (DBM)
 Agency/Entity : Office of the Secretary
 Region : ALL
 Division : ALL
 Operating Unit : ALL
 Organization Code (UACS) : ALL

	Current Year Appropriations
	Supplemental Appropriations
X	Continuing Appropriations

(e.g. UACS Fund Cluster: 01-Regular Agency Fund, 02-Foreign Assisted Projects Fund, 03-Special Account-Locally Funded/Domestic Grants Fund, and 04-Special Account-Foreign Assisted/Foreign Grants Fund)

Particulars	UACS CODE	Appropriations			Allotments					Current Year Obligations				
		Authorized Appropriations	Adjustments (Transfer To/From, Modifications/	Adjusted Appropriations	Allotments Received	Adjustments (Reductions, Modifications/	Transfer To	Transfer From	Adjusted Total Allotments	1st Quarter Ending March 31	2nd Quarter Ending June 30	3rd Quarter Ending Sept. 30	4th Quarter Ending Dec. 31	TOTAL
1	2	3	4	5=(3+4)	6	7	8	9	10=[(6+(-)7)-8+9]	11	12	13	14	15=(11+12+13+14)
PS		2,512,533.98	(132,000.00)	2,380,533.98	2,512,533.98	(132,000.00)	0.00	0.00	2,380,533.98	0.00	108,000.00	0.00	0.00	108,000.00
MOOE		75,571.72	0.00	75,571.72	75,571.72	0.00	0.00	0.00	75,571.72	0.00	0.00	0.00	0.00	0.00
FinEx		4,950.00	0.00	4,950.00	4,950.00	0.00	0.00	0.00	4,950.00	0.00	0.00	0.00	0.00	0.00
CO		62,640.00	0.00	62,640.00	62,640.00	0.00	0.00	0.00	62,640.00	0.00	0.00	0.00	0.00	0.00
Region XI - Davao		5,950,075.85	90,300,000.00	96,250,075.85	5,950,075.85	90,300,000.00	0.00	0.00	96,250,075.85	104,000.00	503,500.00	0.00	0.00	607,500.00
Regional Office XI		5,950,075.85	90,300,000.00	96,250,075.85	5,950,075.85	90,300,000.00	0.00	0.00	96,250,075.85	104,000.00	503,500.00	0.00	0.00	607,500.00
PS		681.03	300,000.00	300,681.03	681.03	300,000.00	0.00	0.00	300,681.03	0.00	300,000.00	0.00	0.00	300,000.00
MOOE		2,797,291.07	0.00	2,797,291.07	2,797,291.07	0.00	0.00	0.00	2,797,291.07	0.00	0.00	0.00	0.00	0.00
FinEx		1,400.00	0.00	1,400.00	1,400.00	0.00	0.00	0.00	1,400.00	0.00	0.00	0.00	0.00	0.00
CO		3,150,703.75	90,000,000.00	93,150,703.75	3,150,703.75	90,000,000.00	0.00	0.00	93,150,703.75	104,000.00	203,500.00	0.00	0.00	307,500.00
Region XII - SOCCSKSARGEN		1,164,653.26	0.00	1,164,653.26	1,164,653.26	0.00	0.00	0.00	1,164,653.26	0.00	276,000.00	0.00	0.00	276,000.00
Regional Office - XII		1,164,653.26	0.00	1,164,653.26	1,164,653.26	0.00	0.00	0.00	1,164,653.26	0.00	276,000.00	0.00	0.00	276,000.00
PS		1,157,392.04	0.00	1,157,392.04	1,157,392.04	0.00	0.00	0.00	1,157,392.04	0.00	276,000.00	0.00	0.00	276,000.00
MOOE		2,261.22	0.00	2,261.22	2,261.22	0.00	0.00	0.00	2,261.22	0.00	0.00	0.00	0.00	0.00
FinEx		5,000.00	0.00	5,000.00	5,000.00	0.00	0.00	0.00	5,000.00	0.00	0.00	0.00	0.00	0.00
CO		0.00	0.00	0.00	0.00	0.00	0.00	0.00	0.00	0.00	0.00	0.00	0.00	0.00
Region XIII - CARAGA		2,446,751.60	0.00	2,446,751.60	2,446,751.60	0.00	0.00	0.00	2,446,751.60	114,361.59	559,424.15	0.00	0.00	673,785.74
Regional Office - XIII		2,446,751.60	0.00	2,446,751.60	2,446,751.60	0.00	0.00	0.00	2,446,751.60	114,361.59	559,424.15	0.00	0.00	673,785.74
PS		828,862.47	0.00	828,862.47	828,862.47	0.00	0.00	0.00	828,862.47	0.00	559,424.15	0.00	0.00	559,424.15
MOOE		1,612,889.13	0.00	1,612,889.13	1,612,889.13	0.00	0.00	0.00	1,612,889.13	114,361.59	0.00	0.00	0.00	114,361.59

STATEMENT OF APPROPRIATIONS, ALLOTMENTS, OBLIGATIONS, DISBURSEMENTS AND BALANCES

As at the Quarter Ending June 30, 2021

Department : Department of Budget and Management (DBM)
 Agency/Entity : Office of the Secretary
 Region : ALL
 Division : ALL
 Operating Unit : ALL
 Organization Code (UACS) : ALL

	Current Year Appropriations
	Supplemental Appropriations
X	Continuing Appropriations

(e.g. UACS Fund Cluster: 01-Regular Agency Fund, 02-Foreign Assisted Projects Fund, 03-Special Account-Locally Funded/Domestic Grants Fund, and 04-Special Account-Foreign Assisted/Foreign Grants Fund)

Particulars	UACS CODE	Appropriations			Allotments					Current Year Obligations				
		Authorized Appropriations	Adjustments (Transfer To/From, Modifications/	Adjusted Appropriations	Allotments Received	Adjustments (Reductions, Modifications/	Transfer To	Transfer From	Adjusted Total Allotments	1st Quarter Ending March 31	2nd Quarter Ending June 30	3rd Quarter Ending Sept. 30	4th Quarter Ending Dec. 31	TOTAL
1	2	3	4	5=(3+4)	6	7	8	9	10=[(6+(-)7)-8+9]	11	12	13	14	15=(11+12+13+14)
FinEx		5,000.00	0.00	5,000.00	5,000.00	0.00	0.00	0.00	5,000.00	0.00	0.00	0.00	0.00	0.00
Administration of Personnel Benefits	100000100002000	3,917,978.18	0.00	3,917,978.18	3,917,978.18	0.00	0.00	0.00	3,917,978.18	156,600.65	0.00	0.00	0.00	156,600.65
National Capital Region (NCR)		3,124,182.15	0.00	3,124,182.15	3,124,182.15	0.00	0.00	0.00	3,124,182.15	68,075.37	0.00	0.00	0.00	68,075.37
Central Office		3,124,182.15	0.00	3,124,182.15	3,124,182.15	0.00	0.00	0.00	3,124,182.15	68,075.37	0.00	0.00	0.00	68,075.37
PS		3,124,182.15	0.00	3,124,182.15	3,124,182.15	0.00	0.00	0.00	3,124,182.15	68,075.37	0.00	0.00	0.00	68,075.37
Region I - Ilocos		405,290.99	0.00	405,290.99	405,290.99	0.00	0.00	0.00	405,290.99	88,525.28	0.00	0.00	0.00	88,525.28
Regional Office - I		405,290.99	0.00	405,290.99	405,290.99	0.00	0.00	0.00	405,290.99	88,525.28	0.00	0.00	0.00	88,525.28
PS		405,290.99	0.00	405,290.99	405,290.99	0.00	0.00	0.00	405,290.99	88,525.28	0.00	0.00	0.00	88,525.28
Region II - Cagayan Valley		20,358.59	0.00	20,358.59	20,358.59	0.00	0.00	0.00	20,358.59	0.00	0.00	0.00	0.00	0.00
Regional Office - II		20,358.59	0.00	20,358.59	20,358.59	0.00	0.00	0.00	20,358.59	0.00	0.00	0.00	0.00	0.00
PS		20,358.59	0.00	20,358.59	20,358.59	0.00	0.00	0.00	20,358.59	0.00	0.00	0.00	0.00	0.00
Region IVA - CALABARZON		53,498.00	0.00	53,498.00	53,498.00	0.00	0.00	0.00	53,498.00	0.00	0.00	0.00	0.00	0.00
Regional Office - IVA		53,498.00	0.00	53,498.00	53,498.00	0.00	0.00	0.00	53,498.00	0.00	0.00	0.00	0.00	0.00
PS		53,498.00	0.00	53,498.00	53,498.00	0.00	0.00	0.00	53,498.00	0.00	0.00	0.00	0.00	0.00
Region IVB - MIMAROPA		0.63	0.00	0.63	0.63	0.00	0.00	0.00	0.63	0.00	0.00	0.00	0.00	0.00
Regional Office - IVB		0.63	0.00	0.63	0.63	0.00	0.00	0.00	0.63	0.00	0.00	0.00	0.00	0.00
PS		0.63	0.00	0.63	0.63	0.00	0.00	0.00	0.63	0.00	0.00	0.00	0.00	0.00

STATEMENT OF APPROPRIATIONS, ALLOTMENTS, OBLIGATIONS, DISBURSEMENTS AND BALANCES

As at the Quarter Ending June 30, 2021

Department : Department of Budget and Management (DBM)
 Agency/Entity : Office of the Secretary
 Region : ALL
 Division : ALL
 Operating Unit : ALL
 Organization Code (UACS) : ALL

	Current Year Appropriations
	Supplemental Appropriations
X	Continuing Appropriations

(e.g. UACS Fund Cluster: 01-Regular Agency Fund, 02-Foreign Assisted Projects Fund, 03-Special Account-Locally Funded/Domestic Grants Fund, and 04-Special Account-Foreign Assisted/Foreign Grants Fund)

Particulars	UACS CODE	Appropriations			Allotments					Current Year Obligations				
		Authorized Appropriations	Adjustments (Transfer To/From, Modifications/	Adjusted Appropriations	Allotments Received	Adjustments (Reductions, Modifications/	Transfer To	Transfer From	Adjusted Total Allotments	1st Quarter Ending March 31	2nd Quarter Ending June 30	3rd Quarter Ending Sept. 30	4th Quarter Ending Dec. 31	TOTAL
1	2	3	4	5=(3+4)	6	7	8	9	10=[(6+(-)7)-8+9]	11	12	13	14	15=(11+12+13+14)
Region VII - Central Visayas		314,647.82	0.00	314,647.82	314,647.82	0.00	0.00	0.00	314,647.82	0.00	0.00	0.00	0.00	0.00
Regional Office VII		314,647.82	0.00	314,647.82	314,647.82	0.00	0.00	0.00	314,647.82	0.00	0.00	0.00	0.00	0.00
PS		314,647.82	0.00	314,647.82	314,647.82	0.00	0.00	0.00	314,647.82	0.00	0.00	0.00	0.00	0.00
Support to Operations	2000000000000000	108,117,259.82	1,086,911.00	109,204,170.82	108,117,259.82	1,086,911.00	0.00	0.00	109,204,170.82	43,762.52	1,098,910.35	0.00	0.00	1,142,672.87
Legal services	200000100001000	1,129,368.39	264,500.00	1,393,868.39	1,129,368.39	264,500.00	0.00	0.00	1,393,868.39	3,927.78	264,500.00	0.00	0.00	268,427.78
National Capital Region (NCR)		1,129,368.39	264,500.00	1,393,868.39	1,129,368.39	264,500.00	0.00	0.00	1,393,868.39	3,927.78	264,500.00	0.00	0.00	268,427.78
Central Office		1,129,368.39	264,500.00	1,393,868.39	1,129,368.39	264,500.00	0.00	0.00	1,393,868.39	3,927.78	264,500.00	0.00	0.00	268,427.78
PS		125,876.19	264,500.00	390,376.19	125,876.19	264,500.00	0.00	0.00	390,376.19	3,927.78	264,500.00	0.00	0.00	268,427.78
MOOE		985,492.20	0.00	985,492.20	985,492.20	0.00	0.00	0.00	985,492.20	0.00	0.00	0.00	0.00	0.00
CO		18,000.00	0.00	18,000.00	18,000.00	0.00	0.00	0.00	18,000.00	0.00	0.00	0.00	0.00	0.00
Information and communications technology systems services	200000100002000	66,530,573.55	512,411.00	67,042,984.55	66,530,573.55	512,411.00	0.00	0.00	67,042,984.55	0.00	524,410.35	0.00	0.00	524,410.35
National Capital Region (NCR)		66,530,573.55	512,411.00	67,042,984.55	66,530,573.55	512,411.00	0.00	0.00	67,042,984.55	0.00	524,410.35	0.00	0.00	524,410.35
Central Office		66,530,573.55	512,411.00	67,042,984.55	66,530,573.55	512,411.00	0.00	0.00	67,042,984.55	0.00	524,410.35	0.00	0.00	524,410.35
PS		157,704.24	512,411.00	670,115.24	157,704.24	512,411.00	0.00	0.00	670,115.24	0.00	512,410.35	0.00	0.00	512,410.35
MOOE		66,372,869.31	0.00	66,372,869.31	66,372,869.31	0.00	0.00	0.00	66,372,869.31	0.00	12,000.00	0.00	0.00	12,000.00
CO		0.00	0.00	0.00	0.00	0.00	0.00	0.00	0.00	0.00	0.00	0.00	0.00	0.00
Budget Information and Training Services	200000100003000	8,443,346.54	310,000.00	8,753,346.54	8,443,346.54	310,000.00	0.00	0.00	8,753,346.54	39,834.74	310,000.00	0.00	0.00	349,834.74
National Capital Region (NCR)		8,443,346.54	310,000.00	8,753,346.54	8,443,346.54	310,000.00	0.00	0.00	8,753,346.54	39,834.74	310,000.00	0.00	0.00	349,834.74
Central Office		8,443,346.54	310,000.00	8,753,346.54	8,443,346.54	310,000.00	0.00	0.00	8,753,346.54	39,834.74	310,000.00	0.00	0.00	349,834.74
PS		804,457.45	310,000.00	1,114,457.45	804,457.45	310,000.00	0.00	0.00	1,114,457.45	334.74	310,000.00	0.00	0.00	310,334.74

STATEMENT OF APPROPRIATIONS, ALLOTMENTS, OBLIGATIONS, DISBURSEMENTS AND BALANCES

As at the Quarter Ending June 30, 2021

Department : Department of Budget and Management (DBM)
 Agency/Entity : Office of the Secretary
 Region : ALL
 Division : ALL
 Operating Unit : ALL
 Organization Code (UACS) : ALL

	Current Year Appropriations
	Supplemental Appropriations
X	Continuing Appropriations

(e.g. UACS Fund Cluster: 01-Regular Agency Fund, 02-Foreign Assisted Projects Fund, 03-Special Account-Locally Funded/Domestic Grants Fund, and 04-Special Account-Foreign Assisted/Foreign Grants Fund)

Particulars	UACS CODE	Appropriations			Allotments					Current Year Obligations				
		Authorized Appropriations	Adjustments (Transfer To/From, Modifications/	Adjusted Appropriations	Allotments Received	Adjustments (Reductions, Modifications/	Transfer To	Transfer From	Adjusted Total Allotments	1st Quarter Ending March 31	2nd Quarter Ending June 30	3rd Quarter Ending Sept. 30	4th Quarter Ending Dec. 31	TOTAL
1	2	3	4	5=(3+4)	6	7	8	9	10=[(6+(-)7)-8+9]	11	12	13	14	15=(11+12+13+14)
MOOE		7,638,889.09	0.00	7,638,889.09	7,638,889.09	0.00	0.00	0.00	7,638,889.09	39,500.00	0.00	0.00	0.00	39,500.00
CO		0.00	0.00	0.00	0.00	0.00	0.00	0.00	0.00	0.00	0.00	0.00	0.00	0.00
Locally-Funded Project(s)	2	32,013,971.34	0.00	32,013,971.34	32,013,971.34	0.00	0.00	0.00	32,013,971.34	0.00	0.00	0.00	0.00	0.00
Budget Improvement Project	200000200001000	5,666,380.00	0.00	5,666,380.00	5,666,380.00	0.00	0.00	0.00	5,666,380.00	0.00	0.00	0.00	0.00	0.00
National Capital Region (NCR)		5,666,380.00	0.00	5,666,380.00	5,666,380.00	0.00	0.00	0.00	5,666,380.00	0.00	0.00	0.00	0.00	0.00
Central Office		5,666,380.00	0.00	5,666,380.00	5,666,380.00	0.00	0.00	0.00	5,666,380.00	0.00	0.00	0.00	0.00	0.00
MOOE		5,666,380.00	0.00	5,666,380.00	5,666,380.00	0.00	0.00	0.00	5,666,380.00	0.00	0.00	0.00	0.00	0.00
Public Financial Management Program	200000200002000	26,347,591.34	0.00	26,347,591.34	26,347,591.34	0.00	0.00	0.00	26,347,591.34	0.00	0.00	0.00	0.00	0.00
National Capital Region (NCR)		26,347,591.34	0.00	26,347,591.34	26,347,591.34	0.00	0.00	0.00	26,347,591.34	0.00	0.00	0.00	0.00	0.00
Central Office		26,347,591.34	0.00	26,347,591.34	26,347,591.34	0.00	0.00	0.00	26,347,591.34	0.00	0.00	0.00	0.00	0.00
MOOE		16,366,071.34	0.00	16,366,071.34	16,366,071.34	0.00	0.00	0.00	16,366,071.34	0.00	0.00	0.00	0.00	0.00
CO		9,981,520.00	0.00	9,981,520.00	9,981,520.00	0.00	0.00	0.00	9,981,520.00	0.00	0.00	0.00	0.00	0.00
Operations	3000000000000000	45,537,748.85	7,328,161.00	52,865,909.85	45,537,748.85	7,328,161.00	0.00	0.00	52,865,909.85	7,239,573.30	10,004,194.81	0.00	0.00	17,243,768.11
CO : Allocative efficiency and operational effectiveness enhanced	3100000000000000	31,753,556.24	7,002,161.00	38,755,717.24	31,753,556.24	7,002,161.00	0.00	0.00	38,755,717.24	7,239,291.54	9,678,194.81	0.00	0.00	16,917,486.35
ORGANIZATIONAL AND PRODUCTIVITY ENHANCEMENT PROGRAM	3101000000000000	2,183,873.31	717,982.00	2,901,855.31	2,183,873.31	717,982.00	0.00	0.00	2,901,855.31	964.83	717,981.42	0.00	0.00	718,946.25
Policy formulation, standards-setting and evaluation of management systems improvement and productivity enhancement initiatives	310100100001000	1,280,981.38	231,500.00	1,512,481.38	1,280,981.38	231,500.00	0.00	0.00	1,512,481.38	401.31	231,500.00	0.00	0.00	231,901.31
National Capital Region (NCR)		1,280,981.38	231,500.00	1,512,481.38	1,280,981.38	231,500.00	0.00	0.00	1,512,481.38	401.31	231,500.00	0.00	0.00	231,901.31
Central Office		1,280,981.38	231,500.00	1,512,481.38	1,280,981.38	231,500.00	0.00	0.00	1,512,481.38	401.31	231,500.00	0.00	0.00	231,901.31

STATEMENT OF APPROPRIATIONS, ALLOTMENTS, OBLIGATIONS, DISBURSEMENTS AND BALANCES

As at the Quarter Ending June 30, 2021

Department : Department of Budget and Management (DBM)
 Agency/Entity : Office of the Secretary
 Region : ALL
 Division : ALL
 Operating Unit : ALL
 Organization Code (UACS) : ALL

	Current Year Appropriations
	Supplemental Appropriations
X	Continuing Appropriations

(e.g. UACS Fund Cluster: 01-Regular Agency Fund, 02-Foreign Assisted Projects Fund, 03-Special Account-Locally Funded/Domestic Grants Fund, and 04-Special Account-Foreign Assisted/Foreign Grants Fund)

Particulars	UACS CODE	Appropriations			Allotments					Current Year Obligations				
		Authorized Appropriations	Adjustments (Transfer To/From, Modifications/	Adjusted Appropriations	Allotments Received	Adjustments (Reductions, Modifications/	Transfer To	Transfer From	Adjusted Total Allotments	1st Quarter Ending March 31	2nd Quarter Ending June 30	3rd Quarter Ending Sept. 30	4th Quarter Ending Dec. 31	TOTAL
1	2	3	4	5=(3+4)	6	7	8	9	10=[(6+(-)7)-8+9]	11	12	13	14	15=(11+12+13+14)
PS		600,881.18	231,500.00	832,381.18	600,881.18	231,500.00	0.00	0.00	832,381.18	401.31	231,500.00	0.00	0.00	231,901.31
MOOE		680,100.20	0.00	680,100.20	680,100.20	0.00	0.00	0.00	680,100.20	0.00	0.00	0.00	0.00	0.00
Policy formulation, standards-setting, evaluation of organization and staffing modification, compensation, position classification and administration of the unified compensation and position classification system	310100100002000	902,891.93	486,482.00	1,389,373.93	902,891.93	486,482.00	0.00	0.00	1,389,373.93	563.52	486,481.42	0.00	0.00	487,044.94
National Capital Region (NCR)		902,891.93	486,482.00	1,389,373.93	902,891.93	486,482.00	0.00	0.00	1,389,373.93	563.52	486,481.42	0.00	0.00	487,044.94
Central Office		902,891.93	486,482.00	1,389,373.93	902,891.93	486,482.00	0.00	0.00	1,389,373.93	563.52	486,481.42	0.00	0.00	487,044.94
PS		292,558.86	486,482.00	779,040.86	292,558.86	486,482.00	0.00	0.00	779,040.86	563.52	486,481.42	0.00	0.00	487,044.94
MOOE		610,333.07	0.00	610,333.07	610,333.07	0.00	0.00	0.00	610,333.07	0.00	0.00	0.00	0.00	0.00
BUDGET OPERATIONS AND PERFORMANCE MANAGEMENT PROGRAM	310200000000000	28,788,613.51	5,884,865.00	34,673,478.51	28,788,613.51	5,884,865.00	0.00	0.00	34,673,478.51	7,111,623.76	8,521,000.09	0.00	0.00	15,632,623.85
Policy formulation and standard-setting on budget preparation, execution, and accountability of the NGAs, GOCCs, SUCs and LGUs	310200100002000	2,112,649.86	484,750.00	2,597,399.86	2,112,649.86	484,750.00	0.00	0.00	2,597,399.86	156,602.28	484,750.00	0.00	0.00	641,352.28
National Capital Region (NCR)		2,112,649.86	484,750.00	2,597,399.86	2,112,649.86	484,750.00	0.00	0.00	2,597,399.86	156,602.28	484,750.00	0.00	0.00	641,352.28
Central Office		2,112,649.86	484,750.00	2,597,399.86	2,112,649.86	484,750.00	0.00	0.00	2,597,399.86	156,602.28	484,750.00	0.00	0.00	641,352.28
PS		1,390,226.75	484,750.00	1,874,976.75	1,390,226.75	484,750.00	0.00	0.00	1,874,976.75	156,602.28	484,750.00	0.00	0.00	641,352.28
MOOE		722,423.11	0.00	722,423.11	722,423.11	0.00	0.00	0.00	722,423.11	0.00	0.00	0.00	0.00	0.00

STATEMENT OF APPROPRIATIONS, ALLOTMENTS, OBLIGATIONS, DISBURSEMENTS AND BALANCES

As at the Quarter Ending June 30, 2021

Department : Department of Budget and Management (DBM)
 Agency/Entity : Office of the Secretary
 Region : ALL
 Division : ALL
 Operating Unit : ALL
 Organization Code (UACS) : ALL

	Current Year Appropriations
	Supplemental Appropriations
X	Continuing Appropriations

(e.g. UACS Fund Cluster: 01-Regular Agency Fund, 02-Foreign Assisted Projects Fund, 03-Special Account-Locally Funded/Domestic Grants Fund, and 04-Special Account-Foreign Assisted/Foreign Grants Fund)

Particulars	UACS CODE	Appropriations			Allotments					Current Year Obligations				
		Authorized Appropriations	Adjustments (Transfer To/From, Modifications/	Adjusted Appropriations	Allotments Received	Adjustments (Reductions, Modifications/	Transfer To	Transfer From	Adjusted Total Allotments	1st Quarter Ending March 31	2nd Quarter Ending June 30	3rd Quarter Ending Sept. 30	4th Quarter Ending Dec. 31	TOTAL
1	2	3	4	5=(3+4)	6	7	8	9	10=[(6+(-)7)-8+9]	11	12	13	14	15=(11+12+13+14)
Preparation, administration and review of the budget of National Government Agencies, GOCCs, SUCs, and LGUs; and policy formulation, standards-setting; and conduct of the results-based performance monitoring, evaluation and reporting	310200100003000	26,675,963.65	5,400,115.00	32,076,078.65	26,675,963.65	5,400,115.00	0.00	0.00	32,076,078.65	6,955,021.48	8,036,250.09	0.00	0.00	14,991,271.57
National Capital Region (NCR)		7,544,648.55	5,183,149.00	12,727,797.55	7,544,648.55	5,183,149.00	0.00	0.00	12,727,797.55	5,945,496.69	2,653,164.00	0.00	0.00	8,598,660.69
Central Office		6,655,122.46	5,183,149.00	11,838,271.46	6,655,122.46	5,183,149.00	0.00	0.00	11,838,271.46	5,604,360.69	2,276,700.00	0.00	0.00	7,881,060.69
PS		4,876,907.10	5,183,149.00	10,060,056.10	4,876,907.10	5,183,149.00	0.00	0.00	10,060,056.10	5,604,360.69	2,273,500.00	0.00	0.00	7,877,860.69
MOOE		1,736,215.36	0.00	1,736,215.36	1,736,215.36	0.00	0.00	0.00	1,736,215.36	0.00	3,200.00	0.00	0.00	3,200.00
CO		42,000.00	0.00	42,000.00	42,000.00	0.00	0.00	0.00	42,000.00	0.00	0.00	0.00	0.00	0.00
Regional Office - NCR		889,526.09	0.00	889,526.09	889,526.09	0.00	0.00	0.00	889,526.09	341,136.00	376,464.00	0.00	0.00	717,600.00
PS		11,026.05	0.00	11,026.05	11,026.05	0.00	0.00	0.00	11,026.05	0.00	0.00	0.00	0.00	0.00
MOOE		878,500.04	(120,000.00)	758,500.04	878,500.04	(120,000.00)	0.00	0.00	758,500.04	250,976.00	376,464.00	0.00	0.00	627,440.00
CO		0.00	120,000.00	120,000.00	0.00	120,000.00	0.00	0.00	120,000.00	90,160.00	0.00	0.00	0.00	90,160.00
Region I - Ilocos		2,026,815.68	0.00	2,026,815.68	2,026,815.68	0.00	0.00	0.00	2,026,815.68	848,195.54	190,640.23	0.00	0.00	1,038,835.77
Regional Office - I		2,026,815.68	0.00	2,026,815.68	2,026,815.68	0.00	0.00	0.00	2,026,815.68	848,195.54	190,640.23	0.00	0.00	1,038,835.77
PS		841,775.00	0.00	841,775.00	841,775.00	0.00	0.00	0.00	841,775.00	705,132.64	136,640.23	0.00	0.00	841,772.87
MOOE		1,185,040.68	0.00	1,185,040.68	1,185,040.68	0.00	0.00	0.00	1,185,040.68	143,062.90	54,000.00	0.00	0.00	197,062.90
Cordillera Administrative Region (CAR)		1,068,924.06	0.00	1,068,924.06	1,068,924.06	0.00	0.00	0.00	1,068,924.06	0.00	0.00	0.00	0.00	0.00
Regional Office - CAR		1,068,924.06	0.00	1,068,924.06	1,068,924.06	0.00	0.00	0.00	1,068,924.06	0.00	0.00	0.00	0.00	0.00
PS		266,603.61	0.00	266,603.61	266,603.61	0.00	0.00	0.00	266,603.61	0.00	0.00	0.00	0.00	0.00

STATEMENT OF APPROPRIATIONS, ALLOTMENTS, OBLIGATIONS, DISBURSEMENTS AND BALANCES

As at the Quarter Ending June 30, 2021

Department : Department of Budget and Management (DBM)
 Agency/Entity : Office of the Secretary
 Region : ALL
 Division : ALL
 Operating Unit : ALL
 Organization Code (UACS) : ALL

	Current Year Appropriations
	Supplemental Appropriations
X	Continuing Appropriations

(e.g. UACS Fund Cluster: 01-Regular Agency Fund, 02-Foreign Assisted Projects Fund, 03-Special Account-Locally Funded/Domestic Grants Fund, and 04-Special Account-Foreign Assisted/Foreign Grants Fund)

Particulars	UACS CODE	Appropriations			Allotments					Current Year Obligations				
		Authorized Appropriations	Adjustments (Transfer To/From, Modifications/	Adjusted Appropriations	Allotments Received	Adjustments (Reductions, Modifications/	Transfer To	Transfer From	Adjusted Total Allotments	1st Quarter Ending March 31	2nd Quarter Ending June 30	3rd Quarter Ending Sept. 30	4th Quarter Ending Dec. 31	TOTAL
1	2	3	4	5={3+4}	6	7	8	9	10=[{6+(-)7}-8+9]	11	12	13	14	15={11+12+13+14}
MOOE		802,320.45	0.00	802,320.45	802,320.45	0.00	0.00	0.00	802,320.45	0.00	0.00	0.00	0.00	0.00
Region II - Cagayan Valley		922,669.23	0.00	922,669.23	922,669.23	0.00	0.00	0.00	922,669.23	77,750.00	313,218.00	0.00	0.00	390,968.00
Regional Office - II		922,669.23	0.00	922,669.23	922,669.23	0.00	0.00	0.00	922,669.23	77,750.00	313,218.00	0.00	0.00	390,968.00
PS		422,988.00	0.00	422,988.00	422,988.00	0.00	0.00	0.00	422,988.00	77,750.00	313,218.00	0.00	0.00	390,968.00
MOOE		499,681.23	0.00	499,681.23	499,681.23	0.00	0.00	0.00	499,681.23	0.00	0.00	0.00	0.00	0.00
Region III - Central Luzon		1,057,890.00	0.00	1,057,890.00	1,057,890.00	0.00	0.00	0.00	1,057,890.00	0.00	1,057,571.03	0.00	0.00	1,057,571.03
Regional Office - III		1,057,890.00	0.00	1,057,890.00	1,057,890.00	0.00	0.00	0.00	1,057,890.00	0.00	1,057,571.03	0.00	0.00	1,057,571.03
MOOE		1,057,890.00	0.00	1,057,890.00	1,057,890.00	0.00	0.00	0.00	1,057,890.00	0.00	1,057,571.03	0.00	0.00	1,057,571.03
Region IVA - CALABARZON		2,267,503.21	0.00	2,267,503.21	2,267,503.21	0.00	0.00	0.00	2,267,503.21	0.00	1,037,734.51	0.00	0.00	1,037,734.51
Regional Office - IVA		2,267,503.21	0.00	2,267,503.21	2,267,503.21	0.00	0.00	0.00	2,267,503.21	0.00	1,037,734.51	0.00	0.00	1,037,734.51
PS		1,957,617.02	0.00	1,957,617.02	1,957,617.02	0.00	0.00	0.00	1,957,617.02	0.00	729,610.00	0.00	0.00	729,610.00
MOOE		309,886.19	0.00	309,886.19	309,886.19	0.00	0.00	0.00	309,886.19	0.00	308,124.51	0.00	0.00	308,124.51
Region IVB - MIMAROPA		2,418,353.08	0.00	2,418,353.08	2,418,353.08	0.00	0.00	0.00	2,418,353.08	0.00	1,406,313.58	0.00	0.00	1,406,313.58
Regional Office - IVB		2,418,353.08	0.00	2,418,353.08	2,418,353.08	0.00	0.00	0.00	2,418,353.08	0.00	1,406,313.58	0.00	0.00	1,406,313.58
PS		1,137,453.08	0.00	1,137,453.08	1,137,453.08	0.00	0.00	0.00	1,137,453.08	0.00	606,417.00	0.00	0.00	606,417.00
MOOE		1,034,900.00	0.00	1,034,900.00	1,034,900.00	0.00	0.00	0.00	1,034,900.00	0.00	559,926.58	0.00	0.00	559,926.58
CO		246,000.00	0.00	246,000.00	246,000.00	0.00	0.00	0.00	246,000.00	0.00	239,970.00	0.00	0.00	239,970.00
Region V - Bicol		1,044,036.09	0.00	1,044,036.09	1,044,036.09	0.00	0.00	0.00	1,044,036.09	0.00	186,946.42	0.00	0.00	186,946.42

STATEMENT OF APPROPRIATIONS, ALLOTMENTS, OBLIGATIONS, DISBURSEMENTS AND BALANCES

As at the Quarter Ending June 30, 2021

Department : Department of Budget and Management (DBM)
 Agency/Entity : Office of the Secretary
 Region : ALL
 Division : ALL
 Operating Unit : ALL
 Organization Code (UACS) : ALL

	Current Year Appropriations
	Supplemental Appropriations
X	Continuing Appropriations

(e.g. UACS Fund Cluster: 01-Regular Agency Fund, 02-Foreign Assisted Projects Fund, 03-Special Account-Locally Funded/Domestic Grants Fund, and 04-Special Account-Foreign Assisted/Foreign Grants Fund)

Particulars	UACS CODE	Appropriations			Allotments					Current Year Obligations				
		Authorized Appropriations	Adjustments (Transfer To/From, Modifications/	Adjusted Appropriations	Allotments Received	Adjustments (Reductions, Modifications/	Transfer To	Transfer From	Adjusted Total Allotments	1st Quarter Ending March 31	2nd Quarter Ending June 30	3rd Quarter Ending Sept. 30	4th Quarter Ending Dec. 31	TOTAL
1	2	3	4	5=(3+4)	6	7	8	9	10=[(6+(-)7)-8+9]	11	12	13	14	15=(11+12+13+14)
Regional Office V		1,044,036.09	0.00	1,044,036.09	1,044,036.09	0.00	0.00	0.00	1,044,036.09	0.00	186,946.42	0.00	0.00	186,946.42
PS		78,936.85	0.00	78,936.85	78,936.85	0.00	0.00	0.00	78,936.85	0.00	78,936.27	0.00	0.00	78,936.27
MOOE		965,099.24	0.00	965,099.24	965,099.24	0.00	0.00	0.00	965,099.24	0.00	108,010.15	0.00	0.00	108,010.15
Region VI - Western Visayas		1,296,400.77	0.00	1,296,400.77	1,296,400.77	0.00	0.00	0.00	1,296,400.77	0.00	0.00	0.00	0.00	0.00
Regional Office VI		1,296,400.77	0.00	1,296,400.77	1,296,400.77	0.00	0.00	0.00	1,296,400.77	0.00	0.00	0.00	0.00	0.00
PS		400.77	0.00	400.77	400.77	0.00	0.00	0.00	400.77	0.00	0.00	0.00	0.00	0.00
MOOE		1,296,000.00	0.00	1,296,000.00	1,296,000.00	0.00	0.00	0.00	1,296,000.00	0.00	0.00	0.00	0.00	0.00
Region VII - Central Visayas		1,159,017.45	0.00	1,159,017.45	1,159,017.45	0.00	0.00	0.00	1,159,017.45	0.00	692,574.84	0.00	0.00	692,574.84
Regional Office VII		1,159,017.45	0.00	1,159,017.45	1,159,017.45	0.00	0.00	0.00	1,159,017.45	0.00	692,574.84	0.00	0.00	692,574.84
PS		1,097,890.80	0.00	1,097,890.80	1,097,890.80	0.00	0.00	0.00	1,097,890.80	0.00	633,575.84	0.00	0.00	633,575.84
MOOE		61,126.65	0.00	61,126.65	61,126.65	0.00	0.00	0.00	61,126.65	0.00	58,999.00	0.00	0.00	58,999.00
CO		0.00	0.00	0.00	0.00	0.00	0.00	0.00	0.00	0.00	0.00	0.00	0.00	0.00
Region VIII - Eastern Visayas		929,405.77	84,966.00	1,014,371.77	929,405.77	84,966.00	0.00	0.00	1,014,371.77	34,400.00	347,937.48	0.00	0.00	382,337.48
Regional Office VIII		929,405.77	84,966.00	1,014,371.77	929,405.77	84,966.00	0.00	0.00	1,014,371.77	34,400.00	347,937.48	0.00	0.00	382,337.48
PS		35,258.48	84,966.00	120,224.48	35,258.48	84,966.00	0.00	0.00	120,224.48	0.00	99,223.00	0.00	0.00	99,223.00
MOOE		894,147.29	0.00	894,147.29	894,147.29	0.00	0.00	0.00	894,147.29	34,400.00	248,714.48	0.00	0.00	283,114.48
inEx		0.00	0.00	0.00	0.00	0.00	0.00	0.00	0.00	0.00	0.00	0.00	0.00	0.00
CO		0.00	0.00	0.00	0.00	0.00	0.00	0.00	0.00	0.00	0.00	0.00	0.00	0.00
Region IX - Zamboanga Peninsula		495,110.59	0.00	495,110.59	495,110.59	0.00	0.00	0.00	495,110.59	49,179.25	18,150.00	0.00	0.00	67,329.25

STATEMENT OF APPROPRIATIONS, ALLOTMENTS, OBLIGATIONS, DISBURSEMENTS AND BALANCES

As at the Quarter Ending June 30, 2021

Department : Department of Budget and Management (DBM)
 Agency/Entity : Office of the Secretary
 Region : ALL
 Division : ALL
 Operating Unit : ALL
 Organization Code (UACS) : ALL

	Current Year Appropriations
	Supplemental Appropriations
X	Continuing Appropriations

(e.g. UACS Fund Cluster: 01-Regular Agency Fund, 02-Foreign Assisted Projects Fund, 03-Special Account-Locally Funded/Domestic Grants Fund, and 04-Special Account-Foreign Assisted/Foreign Grants Fund)

Particulars	UACS CODE	Appropriations			Allotments					Current Year Obligations				
		Authorized Appropriations	Adjustments (Transfer To/From, Modifications/	Adjusted Appropriations	Allotments Received	Adjustments (Reductions, Modifications/	Transfer To	Transfer From	Adjusted Total Allotments	1st Quarter Ending March 31	2nd Quarter Ending June 30	3rd Quarter Ending Sept. 30	4th Quarter Ending Dec. 31	TOTAL
1	2	3	4	5=(3+4)	6	7	8	9	10=[(6+(-)7)-8+9]	11	12	13	14	15=(11+12+13+14)
Regional Office IX		495,110.59	0.00	495,110.59	495,110.59	0.00	0.00	0.00	495,110.59	49,179.25	18,150.00	0.00	0.00	67,329.25
PS		1,774.64	0.00	1,774.64	1,774.64	0.00	0.00	0.00	1,774.64	0.00	0.00	0.00	0.00	0.00
MOOE		493,335.95	0.00	493,335.95	493,335.95	0.00	0.00	0.00	493,335.95	49,179.25	18,150.00	0.00	0.00	67,329.25
Region X - Northern Mindanao		1,839,601.44	132,000.00	1,971,601.44	1,839,601.44	132,000.00	0.00	0.00	1,971,601.44	0.00	132,000.00	0.00	0.00	132,000.00
Regional Office X		1,839,601.44	132,000.00	1,971,601.44	1,839,601.44	132,000.00	0.00	0.00	1,971,601.44	0.00	132,000.00	0.00	0.00	132,000.00
PS		0.91	132,000.00	132,000.91	0.91	132,000.00	0.00	0.00	132,000.91	0.00	132,000.00	0.00	0.00	132,000.00
MOOE		1,839,600.53	(1,839,600.00)	0.53	1,839,600.53	(1,839,600.00)	0.00	0.00	0.53	0.00	0.00	0.00	0.00	0.00
CO		0.00	1,839,600.00	1,839,600.00	0.00	1,839,600.00	0.00	0.00	1,839,600.00	0.00	0.00	0.00	0.00	0.00
Region XI - Davao		1,445,206.39	0.00	1,445,206.39	1,445,206.39	0.00	0.00	0.00	1,445,206.39	0.00	0.00	0.00	0.00	0.00
Regional Office XI		1,445,206.39	0.00	1,445,206.39	1,445,206.39	0.00	0.00	0.00	1,445,206.39	0.00	0.00	0.00	0.00	0.00
PS		844.87	0.00	844.87	844.87	0.00	0.00	0.00	844.87	0.00	0.00	0.00	0.00	0.00
MOOE		1,444,361.52	0.00	1,444,361.52	1,444,361.52	0.00	0.00	0.00	1,444,361.52	0.00	0.00	0.00	0.00	0.00
Region XII - SOCCSKSARGEN		199.77	0.00	199.77	199.77	0.00	0.00	0.00	199.77	0.00	0.00	0.00	0.00	0.00
Regional Office - XII		199.77	0.00	199.77	199.77	0.00	0.00	0.00	199.77	0.00	0.00	0.00	0.00	0.00
PS		0.78	0.00	0.78	0.78	0.00	0.00	0.00	0.78	0.00	0.00	0.00	0.00	0.00
MOOE		0.75	0.00	0.75	0.75	0.00	0.00	0.00	0.75	0.00	0.00	0.00	0.00	0.00
FinEx		0.00	0.00	0.00	0.00	0.00	0.00	0.00	0.00	0.00	0.00	0.00	0.00	0.00
CO		198.24	0.00	198.24	198.24	0.00	0.00	0.00	198.24	0.00	0.00	0.00	0.00	0.00
Region XIII - CARAGA		1,160,181.57	0.00	1,160,181.57	1,160,181.57	0.00	0.00	0.00	1,160,181.57	0.00	0.00	0.00	0.00	0.00

STATEMENT OF APPROPRIATIONS, ALLOTMENTS, OBLIGATIONS, DISBURSEMENTS AND BALANCES

As at the Quarter Ending June 30, 2021

Department : Department of Budget and Management (DBM)
 Agency/Entity : Office of the Secretary
 Region : ALL
 Division : ALL
 Operating Unit : ALL
 Organization Code (UACS) : ALL

	Current Year Appropriations
	Supplemental Appropriations
X	Continuing Appropriations

(e.g. UACS Fund Cluster: 01-Regular Agency Fund, 02-Foreign Assisted Projects Fund, 03-Special Account-Locally Funded/Domestic Grants Fund, and 04-Special Account-Foreign Assisted/Foreign Grants Fund)

Particulars	UACS CODE	Appropriations			Allotments					Current Year Obligations				
		Authorized Appropriations	Adjustments (Transfer To/From, Modifications/	Adjusted Appropriations	Allotments Received	Adjustments (Reductions, Modifications/	Transfer To	Transfer From	Adjusted Total Allotments	1st Quarter Ending March 31	2nd Quarter Ending June 30	3rd Quarter Ending Sept. 30	4th Quarter Ending Dec. 31	TOTAL
1	2	3	4	5=(3+4)	6	7	8	9	10=[(6+(-)7)-8+9]	11	12	13	14	15=(11+12+13+14)
Regional Office - XIII		1,160,181.57	0.00	1,160,181.57	1,160,181.57	0.00	0.00	0.00	1,160,181.57	0.00	0.00	0.00	0.00	0.00
PS		107,541.27	0.00	107,541.27	107,541.27	0.00	0.00	0.00	107,541.27	0.00	0.00	0.00	0.00	0.00
MOOE		1,052,640.30	0.00	1,052,640.30	1,052,640.30	0.00	0.00	0.00	1,052,640.30	0.00	0.00	0.00	0.00	0.00
LOCAL EXPENDITURE MANAGEMENT POLICY DEVELOPMENT PROGRAM	3103000000000000	781,069.42	399,314.00	1,180,383.42	781,069.42	399,314.00	0.00	0.00	1,180,383.42	126,702.95	439,213.30	0.00	0.00	565,916.25
Promulgate Public Expenditure Management (PEM) policies and practices in LGUs	310300100001000	781,069.42	399,314.00	1,180,383.42	781,069.42	399,314.00	0.00	0.00	1,180,383.42	126,702.95	439,213.30	0.00	0.00	565,916.25
National Capital Region (NCR)		781,069.42	399,314.00	1,180,383.42	781,069.42	399,314.00	0.00	0.00	1,180,383.42	126,702.95	439,213.30	0.00	0.00	565,916.25
Central Office		781,069.42	399,314.00	1,180,383.42	781,069.42	399,314.00	0.00	0.00	1,180,383.42	126,702.95	439,213.30	0.00	0.00	565,916.25
PS		628,306.32	399,314.00	1,027,620.32	628,306.32	399,314.00	0.00	0.00	1,027,620.32	121,702.95	399,313.30	0.00	0.00	521,016.25
MOOE		152,763.10	0.00	152,763.10	152,763.10	0.00	0.00	0.00	152,763.10	5,000.00	39,900.00	0.00	0.00	44,900.00
OO : Budget improved through sustainable fiscal discipline and fiscal openness	3200000000000000	13,784,192.61	326,000.00	14,110,192.61	13,784,192.61	326,000.00	0.00	0.00	14,110,192.61	281.76	326,000.00	0.00	0.00	326,281.76
FISCAL DISCIPLINE AND OPENNESS PROGRAM	3201000000000000	13,784,192.61	326,000.00	14,110,192.61	13,784,192.61	326,000.00	0.00	0.00	14,110,192.61	281.76	326,000.00	0.00	0.00	326,281.76
Formulation and preparation of fiscal, expenditure, and reform frameworks to link the budget with the national development goals, and development and promotion of fiscal transparency and participation standards and strategies	320100100003000	13,784,192.61	326,000.00	14,110,192.61	13,784,192.61	326,000.00	0.00	0.00	14,110,192.61	281.76	326,000.00	0.00	0.00	326,281.76
National Capital Region (NCR)		13,784,192.61	326,000.00	14,110,192.61	13,784,192.61	326,000.00	0.00	0.00	14,110,192.61	281.76	326,000.00	0.00	0.00	326,281.76
Central Office		13,784,192.61	326,000.00	14,110,192.61	13,784,192.61	326,000.00	0.00	0.00	14,110,192.61	281.76	326,000.00	0.00	0.00	326,281.76
PS		205,511.56	326,000.00	531,511.56	205,511.56	326,000.00	0.00	0.00	531,511.56	281.76	326,000.00	0.00	0.00	326,281.76
MOOE		13,578,681.05	0.00	13,578,681.05	13,578,681.05	0.00	0.00	0.00	13,578,681.05	0.00	0.00	0.00	0.00	0.00
CO		0.00	0.00	0.00	0.00	0.00	0.00	0.00	0.00	0.00	0.00	0.00	0.00	0.00

STATEMENT OF APPROPRIATIONS, ALLOTMENTS, OBLIGATIONS, DISBURSEMENTS AND BALANCES

As at the Quarter Ending June 30, 2021

Department : Department of Budget and Management (DBM)
 Agency/Entity : Office of the Secretary
 Region : ALL
 Division : ALL
 Operating Unit : ALL
 Organization Code (UACS) : ALL

	Current Year Appropriations
	Supplemental Appropriations
X	Continuing Appropriations

(e.g. UACS Fund Cluster: 01-Regular Agency Fund, 02-Foreign Assisted Projects Fund, 03-Special Account-Locally Funded/Domestic Grants Fund, and 04-Special Account-Foreign Assisted/Foreign Grants Fund)

Particulars	UACS CODE	Appropriations			Allotments					Current Year Obligations				
		Authorized Appropriations	Adjustments (Transfer To/From, Modifications/	Adjusted Appropriations	Allotments Received	Adjustments (Reductions, Modifications/	Transfer To	Transfer From	Adjusted Total Allotments	1st Quarter Ending March 31	2nd Quarter Ending June 30	3rd Quarter Ending Sept. 30	4th Quarter Ending Dec. 31	TOTAL
1	2	3	4	5=(3+4)	6	7	8	9	10=[(6+(-)7)-8+9]	11	12	13	14	15=(11+12+13+14)
		2,303,723.72	-	-2303724	1,232,545.40	- 5.44								
II. Special Purpose Fund		2,303,723.72	0.00	2,303,723.72	2,303,723.72	0.00	0.00	0.00	2,303,723.72	0.00	56,024.00	0.00	0.00	56,024.00
General Administration and Support	1000000000000000	1,232,550.84	0.00	1,688,899.72	1,688,899.72	0.00	0.00	0.00	1,688,899.72	0.00	56,024.00	0.00	0.00	56,024.00
General Management and Supervision	100000100001000	1,232,550.84	0.00	1,232,550.84	1,232,550.84	0.00	0.00	0.00	1,232,550.84	0.00	56,024.00	0.00	0.00	56,024.00
National Capital Region (NCR)		377,615.21	0.00	377,615.21	377,615.21	0.00	0.00	0.00	377,615.21	0.00	0.00	0.00	0.00	0.00
Central Office		377,614.38	0.00	377,614.38	377,614.38	0.00	0.00	0.00	377,614.38	0.00	0.00	0.00	0.00	0.00
PS		377,614.38	0.00	377,614.38	377,614.38	0.00	0.00	0.00	377,614.38	0.00	0.00	0.00	0.00	0.00
Regional Office - NCR		0.83	0.00	0.83	0.83	0.00	0.00	0.00	0.83	0.00	0.00	0.00	0.00	0.00
PS		0.83	0.00	0.83	0.83	0.00	0.00	0.00	0.83	0.00	0.00	0.00	0.00	0.00
Cordillera Administrative Region (CAR)		179,000.85	0.00	179,000.85	179,000.85	0.00	0.00	0.00	179,000.85	0.00	0.00	0.00	0.00	0.00
Regional Office - CAR		179,000.85	0.00	179,000.85	179,000.85	0.00	0.00	0.00	179,000.85	0.00	0.00	0.00	0.00	0.00
PS		179,000.85	0.00	179,000.85	179,000.85	0.00	0.00	0.00	179,000.85	0.00	0.00	0.00	0.00	0.00
Region II - Cagayan Valley		0.60	0.00	0.60	0.60	0.00	0.00	0.00	0.60	0.00	0.00	0.00	0.00	0.00
Regional Office - II		0.60	0.00	0.60	0.60	0.00	0.00	0.00	0.60	0.00	0.00	0.00	0.00	0.00
PS		0.60	0.00	0.60	0.60	0.00	0.00	0.00	0.60	0.00	0.00	0.00	0.00	0.00
Region III - Central Luzon		0.66	0.00	0.66	0.66	0.00	0.00	0.00	0.66	0.00	0.00	0.00	0.00	0.00
Regional Office - III		0.66	0.00	0.66	0.66	0.00	0.00	0.00	0.66	0.00	0.00	0.00	0.00	0.00
PS		0.66	0.00	0.66	0.66	0.00	0.00	0.00	0.66	0.00	0.00	0.00	0.00	0.00

STATEMENT OF APPROPRIATIONS, ALLOTMENTS, OBLIGATIONS, DISBURSEMENTS AND BALANCES

As at the Quarter Ending June 30, 2021

Department : Department of Budget and Management (DBM)
 Agency/Entity : Office of the Secretary
 Region : ALL
 Division : ALL
 Operating Unit : ALL
 Organization Code (UACS) : ALL

	Current Year Appropriations
	Supplemental Appropriations
X	Continuing Appropriations

(e.g. UACS Fund Cluster: 01-Regular Agency Fund, 02-Foreign Assisted Projects Fund, 03-Special Account-Locally Funded/Domestic Grants Fund, and 04-Special Account-Foreign Assisted/Foreign Grants Fund)

Particulars	UACS CODE	Appropriations			Allotments					Current Year Obligations				
		Authorized Appropriations	Adjustments (Transfer To/From, Modifications/	Adjusted Appropriations	Allotments Received	Adjustments (Reductions, Modifications/	Transfer To	Transfer From	Adjusted Total Allotments	1st Quarter Ending March 31	2nd Quarter Ending June 30	3rd Quarter Ending Sept. 30	4th Quarter Ending Dec. 31	TOTAL
1	2	3	4	5=(3+4)	6	7	8	9	10=[(6+(-)7)-8+9]	11	12	13	14	15=(11+12+13+14)
Region IVA - CALABARZON		195,012.30	0.00	195,012.30	195,012.30	0.00	0.00	0.00	195,012.30	0.00	0.00	0.00	0.00	0.00
Regional Office - IVA		195,012.30	0.00	195,012.30	195,012.30	0.00	0.00	0.00	195,012.30	0.00	0.00	0.00	0.00	0.00
PS		195,012.30	0.00	195,012.30	195,012.30	0.00	0.00	0.00	195,012.30	0.00	0.00	0.00	0.00	0.00
Region IVB - MIMAROPA		0.40	0.00	0.40	0.40	0.00	0.00	0.00	0.40	0.00	0.00	0.00	0.00	0.00
Regional Office - IVB		0.40	0.00	0.40	0.40	0.00	0.00	0.00	0.40	0.00	0.00	0.00	0.00	0.00
PS		0.40	0.00	0.40	0.40	0.00	0.00	0.00	0.40	0.00	0.00	0.00	0.00	0.00
Region VI - Western Visayas		0.88	0.00	0.88	0.88	0.00	0.00	0.00	0.88	0.00	0.00	0.00	0.00	0.00
Regional Office VI		0.88	0.00	0.88	0.88	0.00	0.00	0.00	0.88	0.00	0.00	0.00	0.00	0.00
PS		0.88	0.00	0.88	0.88	0.00	0.00	0.00	0.88	0.00	0.00	0.00	0.00	0.00
Region VII - Central Visayas		185,000.48	0.00	185,000.48	185,000.48	0.00	0.00	0.00	185,000.48	0.00	0.00	0.00	0.00	0.00
Regional Office VII		185,000.48	0.00	185,000.48	185,000.48	0.00	0.00	0.00	185,000.48	0.00	0.00	0.00	0.00	0.00
PS		185,000.48	0.00	185,000.48	185,000.48	0.00	0.00	0.00	185,000.48	0.00	0.00	0.00	0.00	0.00
Region VIII - Eastern Visayas		86,833.91	0.00	86,833.91	86,833.91	0.00	0.00	0.00	86,833.91	0.00	56,024.00	0.00	0.00	56,024.00
Regional Office VIII		86,833.91	0.00	86,833.91	86,833.91	0.00	0.00	0.00	86,833.91	0.00	56,024.00	0.00	0.00	56,024.00
PS		86,833.91	0.00	86,833.91	86,833.91	0.00	0.00	0.00	86,833.91	0.00	56,024.00	0.00	0.00	56,024.00
Region IX - Zamboanga Peninsula		21,770.20	0.00	21,770.20	21,770.20	0.00	0.00	0.00	21,770.20	0.00	0.00	0.00	0.00	0.00
Regional Office IX		21,770.20	0.00	21,770.20	21,770.20	0.00	0.00	0.00	21,770.20	0.00	0.00	0.00	0.00	0.00
PS		21,770.20	0.00	21,770.20	21,770.20	0.00	0.00	0.00	21,770.20	0.00	0.00	0.00	0.00	0.00

STATEMENT OF APPROPRIATIONS, ALLOTMENTS, OBLIGATIONS, DISBURSEMENTS AND BALANCES
As at the Quarter Ending June 30, 2021

FAR No. 1

Department : Department of Budget and Management (DBM)
 Agency/Entity : Office of the Secretary
 Region : ALL
 Division : ALL
 Operating Unit : ALL
 Organization Code (UACS) : ALL

	Current Year Appropriations
	Supplemental Appropriations
X	Continuing Appropriations

(e.g. UACS Fund Cluster: 01-Regular Agency Fund, 02-Foreign Assisted Projects Fund, 03-Special Account-Locally Funded/Domestic Grants Fund, and 04-Special Account-Foreign Assisted/Foreign Grants Fund)

Particulars	UACS CODE	Appropriations			Allotments					Current Year Obligations				
		Authorized Appropriations	Adjustments (Transfer To/From, Modifications/	Adjusted Appropriations	Allotments Received	Adjustments (Reductions, Modifications/	Transfer To	Transfer From	Adjusted Total Allotments	1st Quarter Ending March 31	2nd Quarter Ending June 30	3rd Quarter Ending Sept. 30	4th Quarter Ending Dec. 31	TOTAL
1	2	3	4	5=(3+4)	6	7	8	9	10=[(6+(-)7)-8+9]	11	12	13	14	15=(11+12+13+14)
Region X - Northern Mindanao		1.11	0.00	1.11	1.11	0.00	0.00	0.00	1.11	0.00	0.00	0.00	0.00	0.00
Regional Office X		1.11	0.00	1.11	1.11	0.00	0.00	0.00	1.11	0.00	0.00	0.00	0.00	0.00
PS		1.11	0.00	1.11	1.11	0.00	0.00	0.00	1.11	0.00	0.00	0.00	0.00	0.00
Region XI - Davao		10,312.55	0.00	10,312.55	10,312.55	0.00	0.00	0.00	10,312.55	0.00	0.00	0.00	0.00	0.00
Regional Office XI		10,312.55	0.00	10,312.55	10,312.55	0.00	0.00	0.00	10,312.55	0.00	0.00	0.00	0.00	0.00
PS		10,312.55	0.00	10,312.55	10,312.55	0.00	0.00	0.00	10,312.55	0.00	0.00	0.00	0.00	0.00
Region XII - SOCCSKSARGEN		1.49	0.00	1.49	1.49	0.00	0.00	0.00	1.49	0.00	0.00	0.00	0.00	0.00
Regional Office - XII		1.49	0.00	1.49	1.49	0.00	0.00	0.00	1.49	0.00	0.00	0.00	0.00	0.00
PS		1.49	0.00	1.49	1.49	0.00	0.00	0.00	1.49	0.00	0.00	0.00	0.00	0.00
Region XIII - CARAGA		177,000.20	0.00	177,000.20	177,000.20	0.00	0.00	0.00	177,000.20	0.00	0.00	0.00	0.00	0.00
Regional Office - XIII		177,000.20	0.00	177,000.20	177,000.20	0.00	0.00	0.00	177,000.20	0.00	0.00	0.00	0.00	0.00
PS		177,000.20	0.00	177,000.20	177,000.20	0.00	0.00	0.00	177,000.20	0.00	0.00	0.00	0.00	0.00
Operations	3000000000000000	1,071,172.88	0.00	1,071,172.88	1,071,172.88	0.00	0.00	0.00	1,071,172.88	0.00	98,632.00	0.00	0.00	98,632.00
O : Allocative efficiency and operational effectiveness enhanced	3100000000000000	1,071,172.88	0.00	1,071,172.88	1,071,172.88	0.00	0.00	0.00	1,071,172.88	0.00	98,632.00	0.00	0.00	98,632.00
BUDGET OPERATIONS AND PERFORMANCE MANAGEMENT PROGRAM	3102000000000000	1,071,172.88	0.00	1,071,172.88	1,071,172.88	0.00	0.00	0.00	1,071,172.88	0.00	98,632.00	0.00	0.00	98,632.00

STATEMENT OF APPROPRIATIONS, ALLOTMENTS, OBLIGATIONS, DISBURSEMENTS AND BALANCES

As at the Quarter Ending June 30, 2021

Department : Department of Budget and Management (DBM)
 Agency/Entity : Office of the Secretary
 Region : ALL
 Division : ALL
 Operating Unit : ALL
 Organization Code (UACS) : ALL

	Current Year Appropriations
	Supplemental Appropriations
X	Continuing Appropriations

(e.g. UACS Fund Cluster: 01-Regular Agency Fund, 02-Foreign Assisted Projects Fund, 03-Special Account-Locally Funded/Domestic Grants Fund, and 04-Special Account-Foreign Assisted/Foreign Grants Fund)

Particulars	UACS CODE	Appropriations			Allotments					Current Year Obligations				
		Authorized Appropriations	Adjustments (Transfer To/From, Modifications/	Adjusted Appropriations	Allotments Received	Adjustments (Reductions, Modifications/	Transfer To	Transfer From	Adjusted Total Allotments	1st Quarter Ending March 31	2nd Quarter Ending June 30	3rd Quarter Ending Sept. 30	4th Quarter Ending Dec. 31	TOTAL
1	2	3	4	5=(3+4)	6	7	8	9	10=[(6+(-)7)-8+9]	11	12	13	14	15=(11+12+13+14)
Preparation, administration and review of the budget of National Government Agencies, GOCCs, SUCs, and LGUs; and policy formulation, standards-setting; and conduct of the results-based performance monitoring, evaluation and reporting	310200100003000	1,071,172.88	0.00	1,071,172.88	1,071,172.88	0.00	0.00	0.00	1,071,172.88	0.00	98,632.00	0.00	0.00	98,632.00
National Capital Region (NCR)		0.80	0.00	0.80	0.80	0.00	0.00	0.00	0.80	0.00	0.00	0.00	0.00	0.00
Central Office		0.80	0.00	0.80	0.80	0.00	0.00	0.00	0.80	0.00	0.00	0.00	0.00	0.00
PS		0.80	0.00	0.80	0.80	0.00	0.00	0.00	0.80	0.00	0.00	0.00	0.00	0.00
Cordillera Administrative Region (CAR)		247,000.00	0.00	247,000.00	247,000.00	0.00	0.00	0.00	247,000.00	0.00	0.00	0.00	0.00	0.00
Regional Office - CAR		247,000.00	0.00	247,000.00	247,000.00	0.00	0.00	0.00	247,000.00	0.00	0.00	0.00	0.00	0.00
PS		247,000.00	0.00	247,000.00	247,000.00	0.00	0.00	0.00	247,000.00	0.00	0.00	0.00	0.00	0.00
Region IVA - CALABARZON		148,824.00	0.00	148,824.00	148,824.00	0.00	0.00	0.00	148,824.00	0.00	0.00	0.00	0.00	0.00
Regional Office - IVA		148,824.00	0.00	148,824.00	148,824.00	0.00	0.00	0.00	148,824.00	0.00	0.00	0.00	0.00	0.00
PS		148,824.00	0.00	148,824.00	148,824.00	0.00	0.00	0.00	148,824.00	0.00	0.00	0.00	0.00	0.00
Region VII - Central Visayas		220,000.00	0.00	220,000.00	220,000.00	0.00	0.00	0.00	220,000.00	0.00	0.00	0.00	0.00	0.00
Regional Office VII		220,000.00	0.00	220,000.00	220,000.00	0.00	0.00	0.00	220,000.00	0.00	0.00	0.00	0.00	0.00
PS		220,000.00	0.00	220,000.00	220,000.00	0.00	0.00	0.00	220,000.00	0.00	0.00	0.00	0.00	0.00
Region VIII - Eastern Visayas		209,348.08	0.00	209,348.08	209,348.08	0.00	0.00	0.00	209,348.08	0.00	98,632.00	0.00	0.00	98,632.00
Regional Office VIII		209,348.08	0.00	209,348.08	209,348.08	0.00	0.00	0.00	209,348.08	0.00	98,632.00	0.00	0.00	98,632.00
PS		209,348.08	0.00	209,348.08	209,348.08	0.00	0.00	0.00	209,348.08	0.00	98,632.00	0.00	0.00	98,632.00

STATEMENT OF APPROPRIATIONS, ALLOTMENTS, OBLIGATIONS, DISBURSEMENTS AND BALANCES

As at the Quarter Ending June 30, 2021

Department : Department of Budget and Management (DBM)
 Agency/Entity : Office of the Secretary
 Region : ALL
 Division : ALL
 Operating Unit : ALL
 Organization Code (UACS) : ALL

	Current Year Appropriations
	Supplemental Appropriations
X	Continuing Appropriations

(e.g. UACS Fund Cluster: 01-Regular Agency Fund, 02-Foreign Assisted Projects Fund, 03-Special Account-Locally Funded/Domestic Grants Fund, and 04-Special Account-Foreign Assisted/Foreign Grants Fund)

Particulars	UACS CODE	Appropriations			Allotments					Current Year Obligations				
		Authorized Appropriations	Adjustments (Transfer To/From, Modifications)	Adjusted Appropriations	Allotments Received	Adjustments (Reductions, Modifications)	Transfer To	Transfer From	Adjusted Total Allotments	1st Quarter Ending March 31	2nd Quarter Ending June 30	3rd Quarter Ending Sept. 30	4th Quarter Ending Dec. 31	TOTAL
1	2	3	4	5=(3+4)	6	7	8	9	10=[(6+(-)7)-8+9]	11	12	13	14	15=[11+12+13+14]
Region X - Northern Mindanao		0.00	0.00	0.00	0.00	0.00	0.00	0.00	0.00	0.00	0.00	0.00	0.00	0.00
Regional Office X		0.00	0.00	0.00	0.00	0.00	0.00	0.00	0.00	0.00	0.00	0.00	0.00	0.00
PS		0.00	0.00	0.00	0.00	0.00	0.00	0.00	0.00	0.00	0.00	0.00	0.00	0.00
Region XIII - CARAGA		246,000.00	0.00	246,000.00	246,000.00	0.00	0.00	0.00	246,000.00	0.00	0.00	0.00	0.00	0.00
Regional Office - XIII		246,000.00	0.00	246,000.00	246,000.00	0.00	0.00	0.00	246,000.00	0.00	0.00	0.00	0.00	0.00
PS		246,000.00	0.00	246,000.00	246,000.00	0.00	0.00	0.00	246,000.00	0.00	0.00	0.00	0.00	0.00
Sub-Total, 01 - Regular Agency Fund		482,543,909.06	0.00	482,543,909.06	482,543,909.06	0.00	0.00	0.00	482,543,909.06	10,974,132.58	32,936,503.25	0.00	0.00	43,910,635.83
PS		85,134,249.38	0.00	85,134,249.38	85,134,249.38	0.00	0.00	0.00	85,134,249.38	8,535,688.47	21,959,423.29	0.00	0.00	30,495,111.76
MOOE		326,950,251.54	(178,707,100.00)	148,243,151.54	326,950,251.54	(178,707,100.00)	0.00	0.00	148,243,151.54	2,181,983.71	7,917,039.96	0.00	0.00	10,099,023.67
FinEx		93,400.00	0.00	93,400.00	93,400.00	0.00	0.00	0.00	93,400.00	0.00	0.00	0.00	0.00	0.00
CO		70,366,008.14	178,707,100.00	249,073,108.14	70,366,008.14	178,707,100.00	0.00	0.00	249,073,108.14	255,450.40	3,060,040.00	0.00	0.00	0.00
GRAND TOTAL		482,543,909.06	0.00	482,543,909.06	482,543,909.06	0.00	0.00	0.00	482,543,909.06	10,974,132.58	32,936,503.25	0.00	0.00	43,910,635.83
PS		85,134,249.38	0.00	85,134,249.38	85,134,249.38	0.00	0.00	0.00	85,134,249.38	8,535,688.47	21,959,423.29	0.00	0.00	30,495,111.76
MOOE		326,950,251.54	(178,707,100.00)	148,243,151.54	326,950,251.54	(178,707,100.00)	0.00	0.00	148,243,151.54	2,181,983.71	7,917,039.96	0.00	0.00	10,099,023.67
FINEX		93,400.00	0.00	93,400.00	93,400.00	0.00	0.00	0.00	93,400.00	0.00	0.00	0.00	0.00	0.00
CO		70,366,008.14	178,707,100.00	249,073,108.14	70,366,008.14	178,707,100.00	0.00	0.00	249,073,108.14	255,450.40	3,060,040.00	0.00	0.00	0.00

Certified Correct:

*Jeanne V. Importante*Digitally signed by Jeanne
Teresita V. Importante

JEANNE TERESITA V. IMPORTANTE

OIC- Chief Administrative Officer

Date:

Certified Correct:

Jeffrey D. Galarpe
JEFFREY D. GALARPE

OIC- Chief Accountant

Date: